

# AMUNDI FUNDS VOLATILITY WORLD - G USD

FACTSHEET

Marketing  
Communication

28/02/2025

## ABSOLUTE PERFORMANCE

### Objective and Investment Policy

To achieve a positive return in any type of market condition (absolute return strategy). Although the Sub-Fund typically invests most of its assets in money market instruments, its performance comes mainly from investments in US, Eurozone and Asian equity volatility derivatives. The prices of these derivatives vary depending on the anticipated volatility of equity markets in those three geographic areas (volatility measures the dispersion of an asset's returns around its average). Specifically, the Sub-Fund invests in exchange-traded options and variance swaps on indices of the United States, the Eurozone and Asia that have a one-year average maturity. Any assets that remain uninvested after the Sub-Fund has reached its target volatility exposure are invested in money market instruments. The Sub-Fund may invest up to 100% of net assets in these liquid investments. While complying with the above policies, the Sub-Fund may also invest up to 10% of net assets in UCITS/UCIs. The Sub-Fund makes extensive use of derivatives to reduce various risks, for efficient portfolio management and as a way to gain exposure (long or short) to various assets, markets or other investment opportunities (including derivatives which focus on, equities, interest rates, foreign exchange and dividend). **Benchmark** : The Sub-Fund is actively managed and seeks to outperform the Secured Overnight Financing Rate (SOFR) +3% Index per annum (the "Benchmark") over the recommended holding period, while offering controlled risk exposure. The Sub-Fund uses the Benchmark a posteriori as an indicator for assessing the Sub-Fund's performance and, as regards the performance fee, as a benchmark used by relevant share classes, for calculating the performance fees. There are no constraints relative to any such Benchmark restraining portfolio construction. **Management Process** : The Sub-Fund integrates Sustainability Factors in its investment process as outlined in more detail in section "Sustainable Investment" of the Prospectus. The investment team analyses market volatility patterns to determine the direction and extent of its volatility exposure: positive exposure when volatility is low and anticipated to rise, negative exposure when volatility is high and anticipated to decline. It also seeks to benefit from short term fluctuations of volatility ("volatility of the volatility").

### Returns (Source: Fund Admin) - Past performance does not predict future returns

#### Performance evolution (rebased to 100) from 02/03/2015 to 28/02/2025\* (Source: Fund Admin)



### Rolling performances\* (Source: Fund Admin)

	YTD	1 month	3 months	1 year	3 years	5 years	10 years	Since
Since	31/12/2024	31/01/2025	29/11/2024	29/02/2024	28/02/2022	28/02/2020	27/02/2015	15/11/2007
Portfolio	0.12%	0.94%	1.33%	6.15%	2.32%	13.08%	-6.32%	4.87%

The following information is additional to, and should be read only in conjunction with, the performance data presented above.

### Calendar year performance\* (Source: Fund Admin)

	2024	2023	2022	2021	2020	2019	2018	2017	2016	2015
Portfolio	4.52%	-5.01%	5.74%	-4.46%	23.24%	-10.11%	4.34%	-18.01%	-1.60%	-2.73%

\* Source: Fund Admin. The above results pertain to full 12-month period per calendar year. All performances are calculated net income reinvested and net of all charges taken by the Sub-Fund and expressed with the round-off superior. The value of investments may vary upwards or downwards according to market conditions.

### Monthly performance\* (Source: Fund Admin)

	JAN	FEB	MAR	APR	MAY	JUN	JUL	AUG	SEP	OCT	NOV	DEC	AN
2025	-0.81%	0.94%	-	-	-	-	-	-	-	-	-	-	0.12%
2024	-0.47%	-0.95%	-0.05%	1.00%	-1.51%	0.44%	0.23%	3.06%	1.96%	1.13%	-1.51%	1.21%	4.52%
2023	-3.13%	0.60%	0.90%	-1.08%	-0.09%	-2.93%	-0.02%	1.21%	0.81%	1.27%	-3.16%	0.64%	-5.01%
2022	1.40%	1.30%	0.67%	0.77%	0.44%	0.79%	-0.49%	0.42%	0.72%	0.02%	-0.48%	0.06%	5.74%
2021	2.06%	-0.80%	-3.30%	-1.38%	-0.99%	-0.81%	0.33%	-0.86%	2.22%	-1.67%	1.94%	-1.15%	-4.46%
2020	-1.03%	10.58%	12.30%	0.38%	0.93%	2.02%	-0.72%	-0.69%	1.14%	0.44%	-2.96%	-0.18%	23.24%
2019	-3.53%	-1.00%	-0.64%	-1.52%	1.29%	-2.20%	-1.57%	4.53%	-0.85%	-1.71%	-1.68%	-1.51%	-10.11%
2018	-1.66%	3.83%	2.73%	-3.87%	-1.50%	-0.35%	-3.04%	-1.35%	-0.71%	5.79%	-0.61%	5.58%	4.34%
2017	-2.92%	-2.37%	-3.43%	-1.52%	-0.78%	-1.08%	-4.54%	1.16%	-0.78%	-2.16%	0.14%	-1.29%	-18.01%
2016	2.42%	1.11%	-2.79%	1.00%	-1.26%	2.38%	-1.85%	-0.22%	-0.90%	0.04%	-0.77%	-0.64%	-1.60%
2015	-0.01%	-2.75%	0.97%	-0.74%	-2.13%	0.63%	-1.84%	3.61%	1.70%	-2.24%	-0.42%	0.66%	-2.73%

\* Source: Fund Admin. The above results pertain to full 12-month period per calendar year. All performances are calculated net income reinvested and net of all charges taken by the Sub-Fund and expressed with the round-off superior. The value of investments may vary upwards or downwards according to market conditions.

### Key Information (Source: Amundi)

Net Asset Value (NAV) : 104.87 ( USD )  
 NAV and AUM as of : 28/02/2025  
 Assets Under Management (AUM) : 438.02 ( million USD )  
 ISIN code : LU0319687470  
 Bloomberg code : CAMVWSA LX  
 Benchmark : None  
 Share-class inception date : 15/11/2007

### Risk Indicator (Source : Fund Admin)



Lower Risk

Higher Risk

The risk indicator assumes you keep the product for 3 years.

The summary risk indicator is a guide to the level of risk of this product compared to other products. It shows how likely it is that the product will lose money because of movement in the markets or because we are not able to pay you.

We have classified this product as 5 out of 7, which is a medium-high risk class. This rates the potential losses from future performance at a medium-high level, and poor market conditions will likely impact our capacity to pay you. Additional risks: Market liquidity risk could amplify the variation of product performances. This product does not include any protection from future market performance so you could lose some or all of your investment. Beside the risks included in the risk indicator, other risks may affect the Sub-Fund's performance. Please refer to the Amundi Funds prospectus.

ABSOLUTE PERFORMANCE ■



**Gilbert Keskin**  
Head of Convex Solutions



**Jérôme Gunther**  
Portfolio manager



**Philippe Imhoff**  
Portfolio Manager

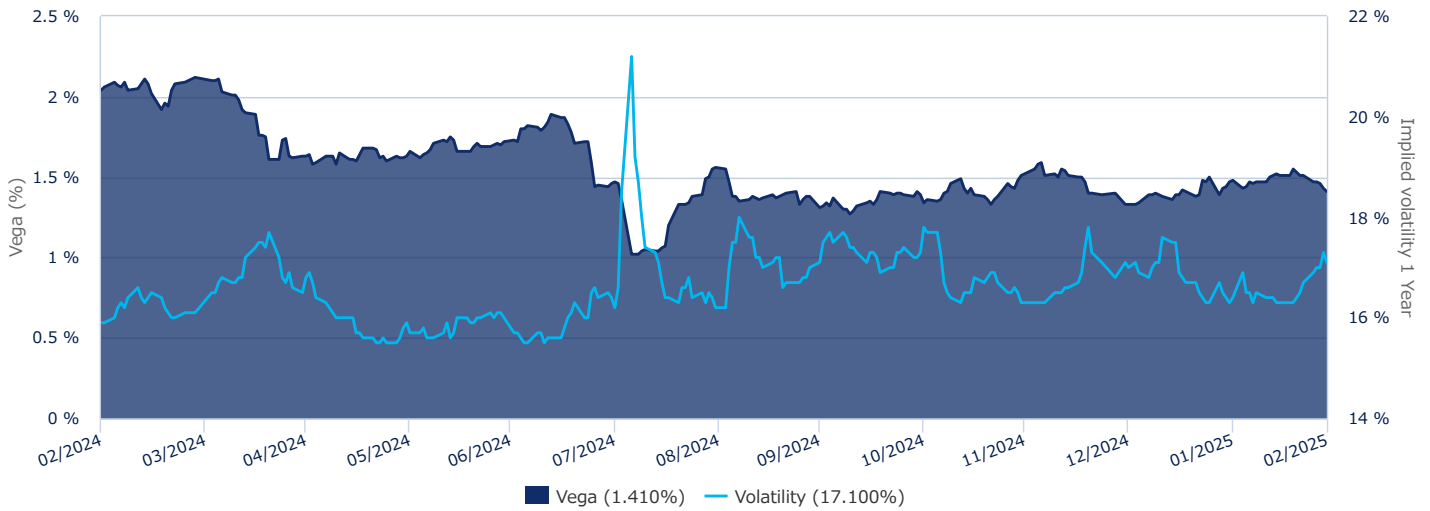
Risk analysis (rolling) (Source: Fund Admin)

	1 year	3 years	5 years	10 years
Portfolio volatility	7.60%	5.76%	7.33%	8.26%
Benchmark volatility	0.07%	0.22%	-	-
Ex-post Tracking Error	7.51%	5.73%	-	-
Portfolio Information ratio	-0.31	-1.16	-	-
Sharpe ratio	13.95	17.49	13.98	12.03
Beta	4.75	-0.94	-	-

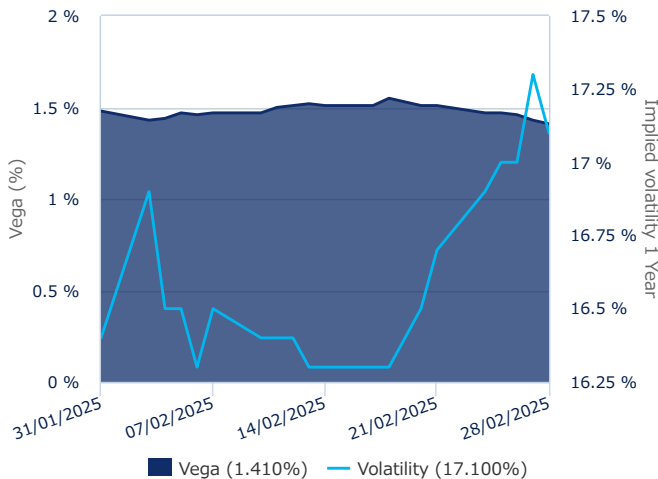
Performance analytics (Source: Fund Admin)

	Inception to date
Maximum drawdown	-44.18%
Recovery period (days)	-
Worst month	07/2017
Lowest return	-4.54%
Best month	03/2020
Highest return	12.30%

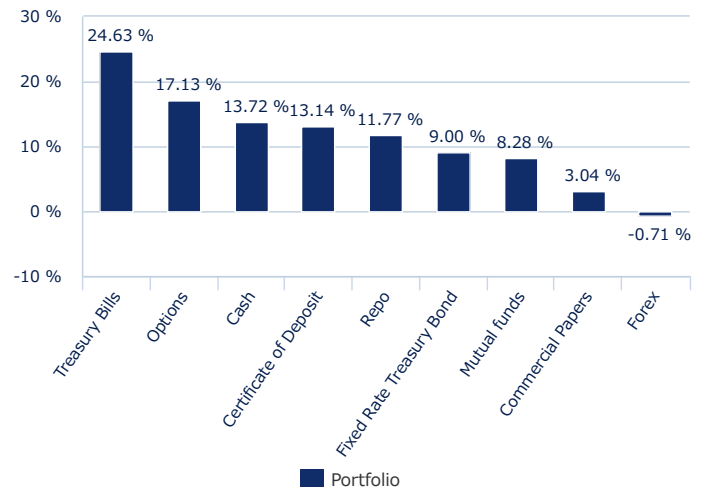
Vega and implied volatility evolution during the last 12 months (Source: Fund Admin)



Vega and volatility evolution during the month (Source: Fund Admin)



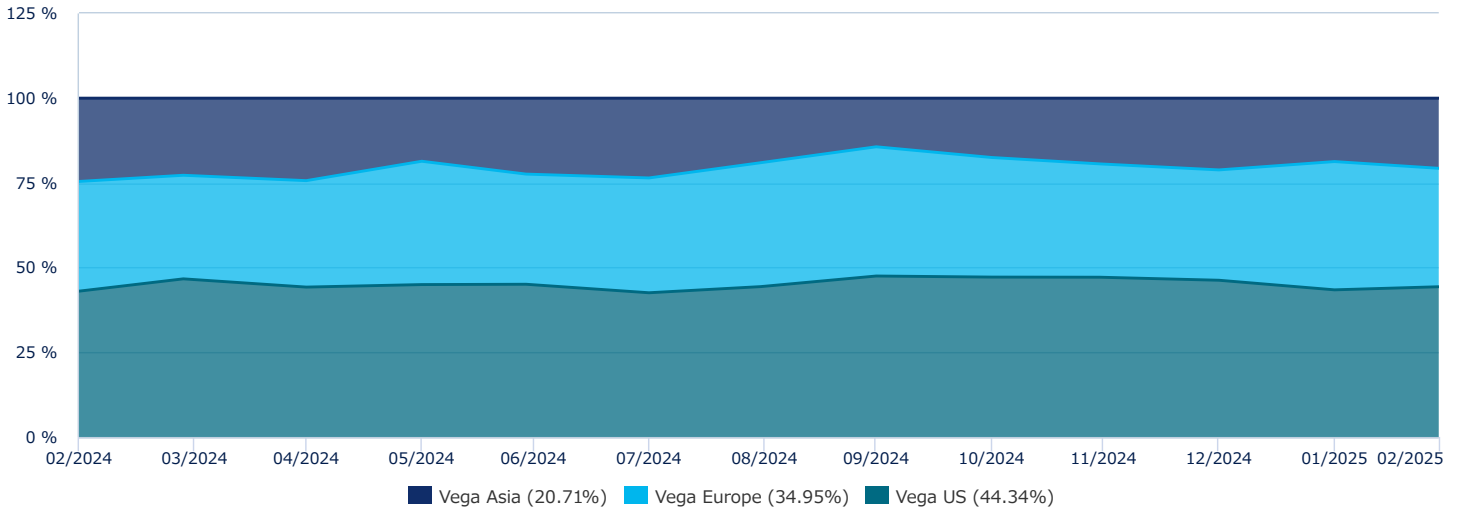
Breakdown by instrument type (Source: Amundi)



NEU CP : Negotiable European Commercial Paper

ABSOLUTE PERFORMANCE ■

Geographical breakdown (Source: Amundi)



Performance	
YTD 2025	0.12%
February 2025	0.94%
January 2025	-0.81%
December 2024	1.21%
2024	4.52%
2023	-5.01%
2022	5.74%
2021	-4.46%
2020	23.24%
2019	-10.11%
2018	4.34%
2017	-18.01%
2016	-1.60%
2015	-2.73%

Exposure grid (Vega) (Source: Amundi)

Implied volatility 1 Year	Vega*
>35%	-1 with +/-1
30%-35%	-0.5 with +/-1
25%-30%	0 with +/-1
20%-25%	+1 with +/-1
15%-20%	+2 with +/-1
<15%	+3 with +/-1

The Exposure grid is indicative. Fund managers have a +1/-1 discretion to the exposure grid. The grid may be reviewed from time to time depending on changes in the environment.

\* Vega exposure: measures sensitivity of the fund for every 1% change in implied volatility

	1 yr Implied volatility			Gross Performance Contribution		
	Start	End	Average Vega	Engine 1 : Directional <sup>1</sup>	Engine 2 : Vol of vol <sup>2</sup>	Engine 3 : Geo <sup>3</sup>
YTD 2025	17.00%	17.10%	1.44%	0.14%	0.29%	0.00%
Feb-2025	16.40%	17.10%	1.49%	1.04%	0.08%	-0.03%
Jan-2025	17.00%	16.40%	1.40%	-0.84%	0.16%	0.03%
Dec-2024	16.30%	17.00%	1.49%	1.04%	0.36%	-0.02%
2024	16.40%	17.00%	1.62%	0.97%	4.83%	0.71%
2023	22.00%	16.40%	1.33%	-7.45%	2.97%	1.27%
2022	19.00%	22.00%	0.58%	1.74%	6.07%	0.15%
2021	19.70%	19.00%	1.12%	-0.78%	-2.31%	0.20%
2020	15.20%	19.70%	0.89%	4.01%	27.80%	-0.54%
2019	19.30%	15.20%	2.05%	-8.41%	-0.49%	-0.39%
2018	14.80%	19.30%	2.18%	9.81%	-1.33%	-1.16%
2017	18.20%	14.80%	2.03%	-6.90%	-9.69%	0.09%
2016	19.10%	18.20%	1.15%	-1.04%	0.60%	0.67%
2015	19.10%	19.10%	1.35%	0.78%	-1.98%	0.17%
2014	17.40%	19.10%	1.59%	3.15%	-5.50%	0.85%
2013	20.20%	17.40%	1.24%	-3.40%	-6.89%	-1.01%
2012	24.70%	20.20%	1.01%	-2.10%	-2.01%	0.74%
2011	22.10%	24.70%	0.52%	-0.06%	4.85%	1.64%
2010	23.50%	22.10%	0.47%	1.05%	4.51%	0.19%
2009	36.90%	23.50%	-0.13%	2.80%	5.07%	1.33%
2008	21.70%	36.90%	0.50%	2.05%	19.20%	5.36%

<sup>1</sup> Directional 1: Calculated monthly as follows: (Implied Volatility End – Implied Volatility Start) \* Average Vega

<sup>2</sup> Vol of Vol 2: Calculated monthly as follows: Gross Return – Other Engines. Includes replication and carry costs.

<sup>3</sup> Geo 3 : Calculated monthly separately against a weighted-average using internal model

## ABSOLUTE PERFORMANCE ■

## Information (Source: Amundi)

Fund structure	SICAV
Applicable law	under Luxembourg law
Management Company	Amundi Luxembourg SA
Fund manager	Amundi Asset Management
Sub-delegated Management Company	Amundi Japan Ltd
Custodian	CACEIS Bank, Luxembourg Branch
Share-class inception date	15/11/2007
Share-class reference currency	USD
Type of shares	Accumulation
ISIN code	LU0319687470
Minimum first subscription / subsequent	1 thousandth(s) of (a) share(s) / 1 thousandth(s) of (a) share(s)
Frequency of NAV calculation	Daily
Dealing times	Orders received each day D day before 2pm CET
Entry charge (maximum)	3.00%
Max. direct annual management fees (taxes incl.)	1.50% -
Maximum indirect annual management fees including taxes	-
Performance fees	Yes
Maximum performance fees rate (% per year)	20.00 %
Performance fees details	CAPITALIZED SOFR WITH ONE DAY LAG + 3%
Exit charge (maximum)	0.00%
Management fees and other administrative or operating costs	1.89%
Minimum recommended investment period	3 years
Benchmark index performance record	01/12/2021 : 100.00% USOSFRA CAPITALIZED + 3% 15/11/2007 : None

The costs information in this report may not be exhaustive and the Fund may incur other expenses. For further information on costs, charges and other expenses, please refer to the Prospectus and the PRIIPS KID available at [Amundi.com](#) - <https://www.amundi.lu/retail>

## ABSOLUTE PERFORMANCE ■

## Important information

Issued by Amundi Asset Management SAS. AMUNDI FUNDS (the "Fund") is a Luxembourg registered umbrella fund organised under the laws of the Grand Duchy of Luxembourg and is regulated by the Commission de Surveillance du Secteur Financier ("CSSF"), number of registration B68.806.

This is a marketing communication. Please refer to the prospectus / information document and to the KIID before making any final investment decisions

This material is for information purposes only, is not a recommendation, financial analysis or advice, and does not constitute a solicitation, invitation or offer to purchase or sell the Fund in any jurisdiction where such offer, solicitation or invitation would be unlawful.

This information is not for distribution and does not constitute an offer to sell or the solicitation of any offer to buy any securities or services in the United States or in any of its territories or possessions subject to its jurisdiction to or for the benefit of any U.S. Person (as defined in the prospectus of the Fund). The Fund have not been registered in the United States under the Investment Company Act of 1940 and units of the Funds are not registered in the United States under the Securities Act of 1933. Accordingly, this material is for distribution or to be used solely in jurisdictions where it is permitted and to persons who may receive it without breaching applicable legal or regulatory requirements, or that would require the registration of Amundi or its affiliates in these countries.

Please note that the management company may de-notify arrangements made for marketing as regards units/shares of the Fund in a Member State of the EU in respect of which it has made a notification.

Investment involves risk. The decision of an investor to invest in the Funds should take into account all the characteristics or objectives of the Funds. **Past performance does not predict future results.** Investment return and the principal value of an investment in the Fund may go up or down and may result in the loss of the amount originally invested. All investors should seek professional advice prior to any investment decision, in order to determine the risks associated with the investment and its suitability. It is the responsibility of investors to read the legal documents in force in particular the current prospectus of the Fund. Subscriptions in the Fund will only be accepted on the basis of their latest prospectus and/or, as applicable, the Key Investor Information Document ("KIID") available in local language in EU countries of registration. A summary of information about investors rights' and collective redress mechanisms can be found in English on the regulatory page at <https://about.amundi.com/Metanav-Footer/Footer/Quick-Links/Legal-documentation>.

Information on sustainability-related aspects can be found at <https://about.amundi.com/Metanav-Footer/Footer/Quick-Links/Legal-documentation>.

The information in this document is as at the date shown at the top of the document, except where otherwise stated.

© 2025 Morningstar. All Rights Reserved. The information contained herein: (1) is proprietary to Morningstar and/or its content providers; (2) may not be copied or distributed; (3) are not warranted to be accurate, complete or timely. Neither Morningstar nor its content providers are responsible for any damages or losses arising from any use of this Information.

**Austria:** The prospectus of the Fund, along with the Key Investor Information Document (as applicable) available in German, the current annual and semi-annual report, can be obtained, free of charge, at Amundi Luxembourg S.A., 5 Allée Scheffer, L-2520 Luxembourg or at [www.amundi.at](http://www.amundi.at).

**Bulgaria:** The prospectus of the Fund, along with the Key Investor Information Document (as applicable), the current annual and semi-annual report, can be obtained, free of charge, at Amundi Luxembourg S.A., 5 Allée Scheffer, L-2520 Luxembourg or at [www.amundi.bg](http://www.amundi.bg)

**Belgium:** The prospectus of the Fund, along with the Key Investor Information Document (as applicable), the current annual and semi-annual report, can be obtained, free of charge, at Amundi Luxembourg S.A., 5 Allée Scheffer, L-2520 Luxembourg or at [www.amundi.be](http://www.amundi.be)

**Czech Republic:** The prospectus of the Fund, along with the Key Investor Information Document (as applicable), the current annual and semi-annual report, can be obtained, free of charge, at Amundi Luxembourg S.A., 5 Allée Scheffer, L-2520 Luxembourg or at [www.amundi.cz](http://www.amundi.cz)

**Cyprus:** The prospectus of the Fund, along with the Key Investor Information Document (where applicable), the current annual and semi-annual report, can be obtained, free of charge, at Amundi Luxembourg S.A., 5 Allée Scheffer, L-2520 Luxembourg or at [www.amundi.com.cy](http://www.amundi.com.cy)

**Denmark:** The prospectus of the Fund, along with the Key Investor Information Document (as applicable), the current annual and semi-annual report, can be obtained, free of charge, at Amundi Luxembourg S.A., 5 Allée Scheffer, L-2520 Luxembourg or at [www.amundi.dk](http://www.amundi.dk)

**Finland:** The prospectus of the Fund, along with the Key Investor Information Document (as applicable), the current annual and semi-annual report, can be obtained, free of charge, at Amundi Luxembourg S.A., 5 Allée Scheffer, L-2520 Luxembourg or at [www.amundi.fi](http://www.amundi.fi)

**France:** The prospectus of the Fund, along with the Key Investor Information Document (as applicable), the current annual and semi-annual report, can be obtained, free of charge, at Amundi Luxembourg S.A., 5 Allée Scheffer, L-2520 Luxembourg or at [www.amundi.fr](http://www.amundi.fr) or, for Luxembourg funds, at [www.amundi.lu](http://www.amundi.lu) or at the centralising correspondence for Amundi Funds and Amundi Index Solutions: CACEIS Bank, 89-91, rue Gabriel Péri, 92120 Montrouge, France / or for First Eagle Amundi: Société Générale Bank & Trust, 9, Boulevard Haussmann, 75009 Paris, France.

**Germany:** The prospectus of the Fund, along with the Key Investor Information Document (as applicable), the current annual and semi-annual report, can be obtained, free of charge, at Amundi Luxembourg S.A., 5 Allée Scheffer, L-2520 Luxembourg or at [www.amundi.lu](http://www.amundi.lu) and at [www.amundi.de](http://www.amundi.de)

**Greece:** The prospectus of the Fund, along with the Key Investor Information Document (as applicable), the current annual and semi-annual report, can be obtained, free of charge, at Amundi Luxembourg S.A., 5 Allée Scheffer, L-2520 Luxembourg or at [www.amundi.gr](http://www.amundi.gr)

**Hong Kong:** The prospectus of the Fund, along with the Key Facts Statement, the current annual and semi-annual report, can be obtained, free of charge, at Amundi Hong Kong Limited, 9th Floor One Pacific Place, 88 Queensway, Hong Kong or at [www.amundi.com.hk](http://www.amundi.com.hk)

**Hungary:** The prospectus of the Fund, along with the Key Investor Information Document (as applicable), the current annual and semi-annual report, can be obtained, free of charge, at Amundi Luxembourg S.A., 5 Allée Scheffer, L-2520 Luxembourg or at [www.amundi.hu](http://www.amundi.hu)

**Ireland:** The prospectus of the Fund, along with the Key Investor Information Document (as applicable), the current annual and semi-annual report, can be obtained, free of charge, at Amundi Luxembourg S.A., 5 Allée Scheffer, L-2520 Luxembourg or at [www.amundi.ie](http://www.amundi.ie)

**Italy:** The prospectus of the Fund, along with the Key Investor Information Document, the current annual and semi-annual report, can be obtained, free of charge, at Amundi Luxembourg S.A., 5 Allée Scheffer, L-2520 Luxembourg or at [www.amundi.lu](http://www.amundi.lu) and at [www.amundi.it](http://www.amundi.it)

**Japan:** The prospectus of the Fund, along with the Fact Statement, the current annual and semi-annual report can be obtained, free of charge, from the approved distributors of the funds or, together with all applicable regulatory information, at [www.amundi.co.jp](http://www.amundi.co.jp)

**Liechtenstein:** The prospectus of the Fund, along with the Key Investor Information Document (as applicable), the current annual and semi-annual report, can be obtained, free of charge, at Amundi Luxembourg S.A., 5 Allée Scheffer, L-2520 Luxembourg or at [www.amundi.li](http://www.amundi.li)

**Luxembourg:** The prospectus of the Fund, along with the Key Investor Information Document (as applicable), the current annual and semi-annual report, can be obtained, free of charge, at Amundi Luxembourg S.A., 5 Allée Scheffer, L-2520 Luxembourg or at [www.amundi.lu](http://www.amundi.lu)

**Macau:** The prospectus of the Fund, along with the Key Facts Statement, the current annual and semi-annual report, can be obtained, free of charge, at Amundi Hong Kong Limited, 9th Floor One Pacific Place, 88 Queensway, Hong Kong or at [www.amundi.com.hk](http://www.amundi.com.hk)

**Netherlands:** The prospectus of the Fund, along with the Key Investor Information Document (as applicable), the current annual and semi-annual report, can be obtained, free of charge, at Amundi Luxembourg S.A., 5 Allée Scheffer, L-2520 Luxembourg or at [www.amundi.nl](http://www.amundi.nl)

**Norway:** The prospectus of the Fund, along with the Key Investor Information Document (as applicable), the current annual and semi-annual report, can be obtained, free of charge, at Amundi Luxembourg S.A., 5 Allée Scheffer, L-2520 Luxembourg or at [www.amundi.no](http://www.amundi.no)

**Portugal:** Any investment in the Fund or their respective sub-funds must be made through an authorised distributor registered with the Portuguese Securities Market Commission (Comissão de Mercado de Valores Mobiliários or CMVM). The latest copy of the prospectus of the Fund, along with the Key Investor Information Document (as applicable), the current annual and semi-annual report, can be obtained, free of charge, at Amundi Luxembourg S.A., 5 Allée Scheffer, L-2520 Luxembourg or at [www.amundi.pt](http://www.amundi.pt)

**Romania:** The prospectus of the Fund, along with the Key Investor Information Document (as applicable), the current annual and semi-annual report, can be obtained, free of charge, at Amundi Luxembourg S.A., 5 Allée Scheffer, L-2520 Luxembourg or at [www.amundi.ro](http://www.amundi.ro)

**Singapore:** The prospectus of the Fund, along with the Product Highlight Sheet, the current annual and semi-annual report, can be obtained, free of charge, at Amundi Luxembourg S.A., 5 Allée Scheffer, L-2520 Luxembourg or at [www.amundi.com.sg](http://www.amundi.com.sg)

**Slovakia:** The prospectus of the Fund, along with the Key Investor Information Document (as applicable), the current annual and semi-annual report, can be obtained, free of charge, at Amundi Luxembourg S.A., 5 Allée Scheffer, L-2520 Luxembourg or at [www.amundi.sk](http://www.amundi.sk)

**Slovenia:** The prospectus of the Fund, along with the Key Investor Information Document (as applicable), the current annual and semi-annual report, can be obtained, free of charge, at Amundi Luxembourg S.A., 5 Allée Scheffer, L-2520 Luxembourg or at [www.amundi.si](http://www.amundi.si)

**South Korea:** The prospectus of the Fund, along with the Key Facts Statement, the current annual and semi-annual report, can be obtained, free of charge, at Amundi Hong Kong Limited, 9th Floor One Pacific Place, 88 Queensway, Hong Kong or at [www.amundi.com.hk](http://www.amundi.com.hk)

**Spain:** Any investment in the Funds or their respective sub-funds must be made through a registered Spanish distributor. Amundi Iberia SGIIC SAU is the main distributor for the Funds in Spain, registered with number 31 in the CNMV's SGIIC registry, with address at Pº de la Castellana 1, Madrid 28046. A list of all Spanish distributors may be obtained from the CNMV at [www.cnmv.es](http://www.cnmv.es). The latest copy of the prospectus of the Fund, the Key Investor Information Document (as applicable) available in Spanish and the other legal documentation can be obtained, free of charge, at the registered office of the management company or at [www.amundi.es](http://www.amundi.es)

**Sweden:** The prospectus of the Fund, along with the Key Investor Information Document (as applicable), the current annual and semi-annual report, can be obtained, free of charge, at Amundi Luxembourg S.A., 5 Allée Scheffer, L-2520 Luxembourg or at [www.amundi.se](http://www.amundi.se)

## ABSOLUTE PERFORMANCE ■

## Important information

**Switzerland:** The Representative and Paying Agent for Funds registered for public offer in Switzerland are, in respect of Amundi Funds and First Eagle Amundi: Representative - CACEIS (Switzerland) SA and Paying Agent - CACEIS Bank, Nyon Branch both at 35 Route de Signy, Case postale 2259, CH-1260 Nyon; KBI Institutional Fund ICAV: Representative - ACOLIN Fund Services AG, Affolternstrasse 56, CH-8050 Zurich and Paying Agent - NPB Neue Privat Bank AG, Limmatquai 1, CH-8001 Zurich. Free copies of the prospectus, key investor information documents (as applicable), annual and semi-annual reports, management regulations and other information are available at the representative's address shown above.

**Taiwan:** The Chinese translation of the prospectus of the Fund, along with the Investor Brochure and the current annual and semi-annual report, can be obtained, free of charge, at [www.amundi.com.tw](http://www.amundi.com.tw)

**United Kingdom:** The AMUNDI FUNDS VOLATILITY WORLD (the "Sub-Fund") is a sub-fund of the Fund and has been recognised for public marketing in the United Kingdom by the Financial Conduct Authority (the "FCA"). A distributor or platform may obtain the latest Fund prospectus, the KIID (as applicable), the articles of incorporation as well as the annual and semi-annual reports free of charge from the facilities agent (Amundi (UK) Limited, 77 Coleman Street, London, EC2R 5BJ, United Kingdom) and at [www.amundi.lu](http://www.amundi.lu). The latest available prospectus, including the Sub-Fund's risk factors, as well as the KIID, as applicable, should be consulted before considering any investment in the Fund. Amundi (UK) Limited is authorised and regulated by the FCA under number 114503. This may be checked at <https://register.fca.org.uk/> and details about the extent of regulation by the FCA are available on request. Amundi (UK) Limited does not have the permissions to sell to retail investors. Any retail investor shall invest through a duly appointed distributor or platform and obtain the above-detailed Fund and Sub-Fund information from such distributor or platform. UK investors will not have any protection under the UK Financial Services Compensation Scheme. There will be no right to cancel an agreement to purchase Fund units under section 15 of the FCA's Conduct of Business Sourcebook.

In **Chile** and **Peru**, this document is approved for use by Administradora de Fondos de Pensiones/Pension Fund Administrators and other institutional investors.

In **Mexico**, this document is approved for use with institutional investors. It may not be distributed to third parties or to the public.

**US and US-Offshore (permitted jurisdictions):** Amundi Distributor US, Inc., 60 State Street, Boston, MA 02109 a U.S.-registered broker-dealer, provides marketing services in connection with the distribution of products managed by Amundi Asset Management or its affiliates. Amundi Distributor US, Inc. markets these products to financial intermediaries, both within and outside of the U.S. (in jurisdictions where permitted to do so), who in turn offer such products for sale to persons who are not United States persons. Amundi Distributor US, Inc. engages with financial intermediaries only and does not engage in retail business. Individuals are encouraged to seek advice from their financial, legal, tax and other appropriate advisers before making any investment or financial decisions or purchasing any financial, securities or investment-related product or service, including any product or service described in these materials. Amundi US does not provide investment advice or investment recommendations.

Please check the prospectus for Unit / Share classes suitable for Professional or Retail Clients.