

AMUNDI FUNDS PIONEER GLOBAL EQUITY - A EUR

FACTSHEET

31/10/2019

EQUITY ■

Key information (source : Amundi)

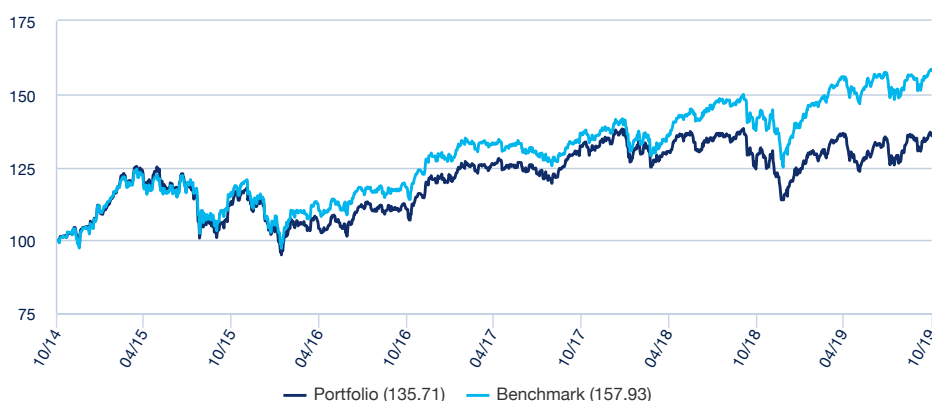
Net Asset Value (NAV) : **104.54 (EUR)**
 NAV and AUM as at : **31/10/2019**
 Assets Under Management (AUM) :
672.28 (million EUR)
 ISIN code : **LU1883342377**
 Bloomberg code : **APGEAEC LX**
 Benchmark : **MSCI World**
 Morningstar Overall Rating © : **3**
 Morningstar Category © :
GLOBAL LARGE-CAP BLEND EQUITY
 Number of funds in the category : **3642**
 Rating date : **30/09/2019**

Investment Objective

To seek to increase the value of your investment over the recommended holding period.
 The Sub-Fund invests mainly in equities of companies from anywhere in the world. The Sub-Fund may invest in a broad range of sectors and industries.
 The Sub-Fund makes use of derivatives to reduce various risks, for efficient portfolio management and as a way to gain exposure (long or short) to various assets, markets or other investment opportunities (including derivatives which focus on equities and foreign exchange).
 The Sub-Fund does not aim to replicate the MSCI World Index and may therefore significantly deviate from any reference indicator.
 The investment manager uses fundamental analysis of individual issuers to identify equities with superior long-term prospects.

Returns

Performance evolution (rebased to 100) from 31/10/2014 to 31/10/2019*



Cumulative returns *

Since	YTD 31/12/2018	1 month 30/09/2019	3 months 31/07/2019	1 year 31/10/2018	3 years 31/10/2016	5 years 31/10/2014	Since 25/06/2001
Portfolio	16.74%	0.61%	1.68%	5.15%	22.86%	35.71%	109.08%
Benchmark	20.57%	1.66%	1.63%	11.67%	34.19%	57.93%	120.89%
Spread	-3.83%	-1.05%	0.05%	-6.53%	-11.33%	-22.22%	-11.81%

Calendar year performance *

	2018	2017	2016	2015	2014	2013	2012	2011	2010	2009
Portfolio	-12.53%	11.17%	5.41%	8.74%	19.15%	21.50%	11.27%	-7.85%	15.44%	29.10%
Benchmark	-4.11%	7.51%	10.73%	10.42%	19.50%	21.20%	14.05%	-2.38%	19.53%	25.94%
Spread	-8.42%	3.66%	-5.31%	-1.68%	-0.35%	0.29%	-2.78%	-5.47%	-4.09%	3.16%

* Source : Amundi. The above results pertain to full 12-month period per calendar year. All performances are calculated net income reinvested and net of all charges taken by the Sub-Fund and expressed with the round-off superior. Past performance is not a reliable indicator of future performance. The value of investments may vary upwards or downwards according to market conditions.

Risk analysis (rolling)

	1 year	3 years	5 years
Portfolio volatility	15.99%	13.58%	15.13%
Benchmark volatility	13.79%	12.28%	14.26%
Ex-post Tracking Error	4.46%	3.56%	3.64%
Information ratio	-1.18	-0.84	-0.87
Sharpe ratio	0.57	0.55	0.44
Beta	1.12	1.07	1.03

Risk & Reward Profile (SRRI)



Lower risk, potentially lower rewards

Higher risk, potentially higher rewards

The SRRI represents the risk and return profile as presented in the Key Investor Information Document (KIID). The lowest category does not imply that there is no risk. The SRRI is not guaranteed and may change over time.

The risk level of this Sub-Fund mainly reflects the market risk arising from investments in international equity markets.

Additional Risks

- **Credit risk:** represents the risks associated with an issuer's sudden downgrading of its signature's quality or its default.
- **Liquidity risk:** in case of low trading volume on financial markets, any buy or sell trade on these markets may lead to important market variations/fluctuations that may impact your portfolio valuation.
- **Counterparty risk:** represents the risk of default of a market participant to fulfil its contractual obligations vis-à-vis your portfolio.
- **Operational risk:** this is the risk of default or error within the different service providers involved in managing and valuing your portfolio.
- **Currency risk :** the Sub-Fund invests in securities that are issued in currencies other than the base currency of the share-class. As a result the share-class is subject to currency risk, which arises from changes in the exchange rates.

Performance analytics

	Inception to date
Maximum drawdown	-57.66%
Recovery period (days)	1942
Worst month	10/2008
Lowest return	-14.40%
Best month	04/2009
Highest return	12.29%

EQUITY ■

Portfolio breakdown

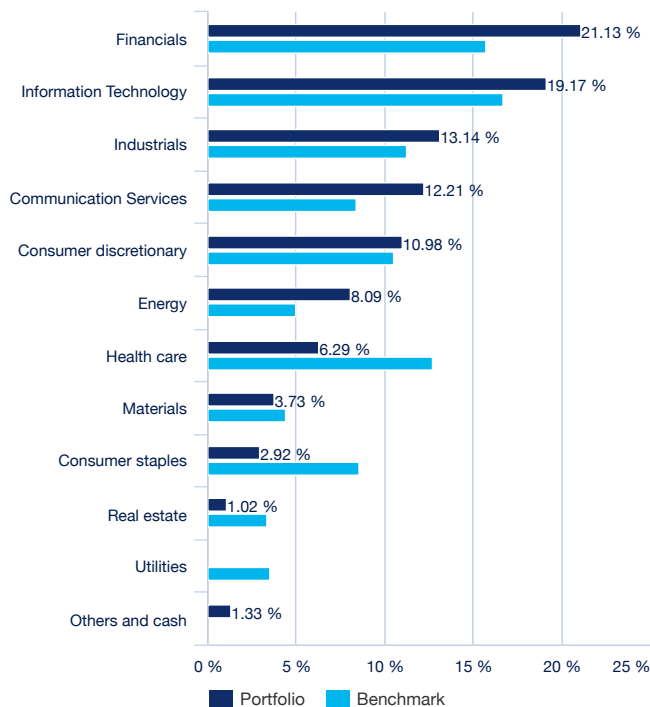


Marco Pironini
Head of Equities U.S.



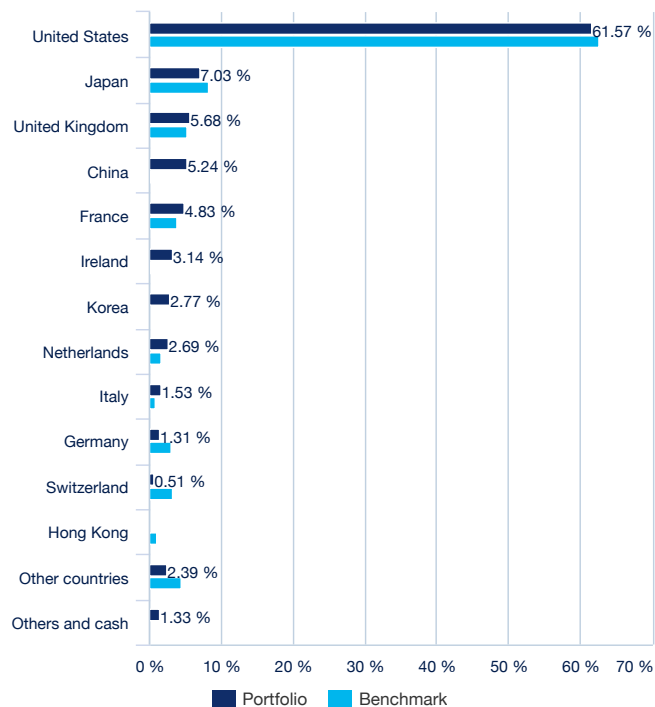
David Glazer
Portfolio manager

Sector breakdown *



* Excluding derivatives instruments (instruments whose value depend on the price of another product).
-

Geographical breakdown *



* Excluding derivatives instruments (instruments whose value depend on the price of another product).
-

Fund statistics

Total portfolio holdings 82

Top ten issuers (% assets)

	Portfolio	Benchmark
MICROSOFT CORP	5.53%	2.49%
AT&T INC	3.07%	0.66%
ALPHABET INC	2.76%	1.83%
TOTAL SA	2.61%	0.30%
RAYTHEON CO	2.51%	0.14%
APPLE INC	2.44%	2.64%
VODAFONE GROUP PLC	2.38%	0.13%
WILLIS TOWERS WATSON PLC	2.27%	0.06%
UNITED RENTALS INC	2.18%	0.03%
mitsubishi electric corp	2.09%	0.06%
Total	27.83%	8.33%

Main overweights (% assets)

	Spread (P - B)	Portfolio	Benchmark
MICROSOFT CORP	3.05%	5.53%	2.49%
AT&T INC	2.41%	3.07%	0.66%
RAYTHEON CO	2.36%	2.51%	0.14%
TOTAL SA	2.31%	2.61%	0.30%
VODAFONE GROUP PLC	2.25%	2.38%	0.13%
WILLIS TOWERS WATSON PLC	2.22%	2.27%	0.06%
UNITED RENTALS INC	2.15%	2.18%	0.03%
PING AN INSURANCE GROUP CO OF	2.08%	2.08%	-
mitsubishi electric corp	2.02%	2.09%	0.06%
ALIBABA GROUP HOLDING LTD	2.02%	2.02%	-
Total	22.87%	26.73%	3.86%

Main underweights (% assets)

	Portfolio	Benchmark	Spread (P - B)
AMAZON.COM INC	-	1.76%	-1.76%
FACEBOOK INC	-	1.07%	-1.07%
JOHNSON & JOHNSON	-	0.83%	-0.83%
NESTLE SA	-	0.77%	-0.77%
PROCTER & GAMBLE CO/THE	-	0.74%	-0.74%
EXXON MOBIL CORP	-	0.68%	-0.68%
BERKSHIRE HATHAWAY INC	-	0.65%	-0.65%
HOME DEPOT INC/THE	-	0.61%	-0.61%
MASTERCARD INC	-	0.59%	-0.59%
UNITEDHEALTH GROUP INC	-	0.57%	-0.57%
Total	-	8.28%	-8.28%

EQUITY ■

Information

Fund structure	UCITS
Applicable law	under Luxembourg law
Management Company	Amundi Luxembourg SA
Fund manager	Amundi Pioneer Asset Management Inc.
Custodian	CACEIS Bank, Luxembourg Branch
Share-class inception date	14/06/2019
Share-class reference currency	EUR
Type of shares	Accumulation
ISIN code	LU1883342377
Minimum first subscription / subsequent	1 thousandth(s) of (a) share(s) / 1 thousandth(s) of (a) share(s)
Frequency of NAV calculation	Daily
Dealing times	Orders received each day D day before 14:00
Entry charge (maximum)	4.50%
Maximum direct annual management fees including taxes	-
Maximum indirect annual management fees including taxes	-
Performance fees	Yes
Maximum performance fees rate (% per year)	20.00% %
Performance fees details	MSCI World Index
Exit charge (maximum)	0.00%
Ongoing charge	1.90% (Estimated) - 14/06/2019
Minimum recommended investment period	5 Years
Benchmark index performance record	01/07/2019: 100.00% MSCI WORLD HEDGED EUR NET 28/06/2001: 100.00% MSCI WORLD

Legal information

This document is provided for information purposes only and does not constitute a recommendation, a solicitation, an offer, advice or an invitation to purchase or sell any units or shares of the fund (FCP), collective employee fund (FCPE), SICAV, SICAV sub-fund or SICAV investing primarily in real estate (SPPICAV) (collectively, "the Funds") described herein and should in no case be interpreted as such. This document is not a contract or commitment of any form. Information contained in this document may be altered without notice. The management company accepts no liability whatsoever, whether direct or indirect, that may arise from the use of information contained in this document. The management company can in no way be held responsible for any decision or investment made on the basis of information contained in this document. The information contained in this document is disclosed to you on a confidential basis and shall not be copied, reproduced, modified, translated or distributed without the prior written approval of the management company, to any third person or entity in any country or jurisdiction which would subject the management company or any of the funds, to any registration requirements within these jurisdictions or where it might be considered as unlawful. Not all of the funds are systematically registered in all jurisdictions of all investors. Investment involves risk. The past performances shown in this document, and simulations based on these, do not guarantee future results, nor are they reliable indicators of future performance. The value of an investment in units or shares of the funds may fluctuate according to market conditions and cause the value of an investment to go up or down. As a result, fund investors may lose all or part of the capital originally invested. All potential investors in the funds are advised to ascertain whether such an investment is compatible with the laws to which they are subject and the tax implications of such an investment prior to investing, and to familiarise themselves with the legal documents in force for each fund. Concerning mandates, this document is a part of the periodic statement of the management activities of your portfolio and must be read in conjunction with any other periodic statement or notice of confirmation provided by your custodian and related to the transactions of your portfolio. Unless stated otherwise, the management company is the source of the data in this document. Unless stated otherwise, the data in this document are correct as at the date specified under MONTHLY REPORT at the beginning of this document.

This document is designed exclusively for institutional, professional, qualified or sophisticated investors and distributors. It is not meant for the general public or private clients of any jurisdiction or those qualified as 'US Persons'. Approved investors in regard to the European Union are those which are defined as "Professional" investors in Directive 2004/39/EC of 21 April 2004 "MiFID" or, as the case may be, as defined under each local legislation and, insofar as the offer in Switzerland is concerned, "qualified investors" as set forth in the federal Law on Collective Investments (LPCC), the Ordinance on collective investments of 22 November 2006 (OPCC) and the FINMA 08/8 Circular regarding the legislation on collective investments of 20 November 2008. This document shall not, under any circumstance, be sent within the European Union to non "Professional" investors as defined by the MFI or under each local legislation, or in Switzerland to those investors which are not defined as "qualified investors" in the applicable law and regulations.

© 2019 Morningstar. All Rights Reserved. The information contained herein: (1) is proprietary to Morningstar and/or its content providers; (2) may not be copied or distributed; and (3) is not warranted to be accurate, complete or timely. Neither Morningstar nor its content providers are responsible for any damages or losses arising from any use of this information. Past performance is no guarantee of future results.