

AMUNDI FUNDS REAL ASSETS TARGET INCOME - A2 EUR

FACTSHEET

30/09/2019

DIVERSIFIED ■

Key information (source : Amundi)

Net Asset Value (NAV) : **50.95 (EUR)**
 NAV and AUM as at : **30/09/2019**
 Assets Under Management (AUM) :
384.70 (million EUR)
 ISIN code : **LU1883866011**
 Benchmark : **None**
 Morningstar Overall Rating © : **2**
 Morningstar Category © :
USD MODERATE ALLOCATION
 Rating date : **30/09/2019**

Investment Objective

To seek provide income and, secondarily, to increase the value of your investment over the recommended holding period. The Sub-Fund invests mainly in equities as well as government and corporate bonds of any credit quality, from anywhere in the world, including emerging markets. The Sub-Fund may also invest in other regulated funds, money market instruments, cash and in investments whose values are linked to prices of real estate, infrastructure, commodities or other real assets. The Sub-Fund makes use of derivatives to reduce various risks, for efficient portfolio management and as a way to gain exposure (long or short) to various assets, markets or other investment opportunities (including derivatives which focus on equities, interest rates and foreign exchange). The Sub-Fund may use derivatives to gain exposure to loans up to a maximum of 20% of its assets. The investment manager uses a risk-managed approach to seeking additional performance opportunities and seeks investment prospects paying above average income. The investment manager pursues a flexible asset allocation strategy.

Returns

Performance evolution (rebased to 100) from 30/09/2014 to 30/09/2019*



Cumulative returns *

	YTD	1 month	3 months	1 year	3 years	5 years	Since
Since	31/12/2018	30/08/2019	28/06/2019	28/09/2018	30/09/2016	30/09/2014	28/03/2014
Portfolio	11.49%	2.52%	3.47%	7.92%	12.60%	25.62%	40.13%

Calendar year performance *

	2018	2017	2016	2015	2014
Portfolio	0.51%	-5.49%	10.65%	4.19%	-

* Source : Amundi. The above results pertain to full 12-month period per calendar year. All performances are calculated net income reinvested and net of all charges taken by the Sub-Fund and expressed with the round-off superior. Past performance is not a reliable indicator of future performance. The value of investments may vary upwards or downwards according to market conditions.

Risk & Reward Profile (SRRI)



Lower risk, potentially lower rewards

Higher risk, potentially higher rewards

The SRRI represents the risk and return profile as presented in the Key Investor Information Document (KIID). The lowest category does not imply that there is no risk. The SRRI is not guaranteed and may change over time.

The risk level of this Sub-Fund reflects its exposure limits to different asset classes.

Additional Risks

- Credit risk: represents the risks associated with an issuer's sudden downgrading of its signature's quality or its default.
- Liquidity risk: in case of low trading volume on financial markets, any buy or sell trade on these markets may lead to important market variations/fluctuations that may impact your portfolio valuation.
- Counterparty risk: represents the risk of default of a market participant to fulfil its contractual obligations vis-à-vis your portfolio.
- Operational risk: this is the risk of default or error within the different service providers involved in managing and valuing your portfolio.
- Currency risk : the Sub-Fund invests in securities that are issued in currencies other than the base currency of the share-class. As a result the share-class is subject to currency risk, which arises from changes in the exchange rates.

The use of complex products such as financial derivative instruments might increase market movements in your portfolio.

DIVERSIFIED



Francesco Sandrini
Head of Multi Asset Balanced Income and Real Return



Alfred Grusch
Senior Portfolio Manager

Performance analytics

Maximum drawdown	-21.38%
Recovery period (days)	1259
Worst month	12/2015
Lowest return	-5.11%
Best month	01/2015
Highest return	9.75%

Risk analysis (rolling)

	1 year	3 years	5 years
Portfolio volatility	7.72%	8.15%	10.83%
Sharpe ratio	1.03	0.53	0.46

Volatility is a statistical indicator that measures an asset's variations around its average value. For example, market variations of +/- 1.5% per day correspond to a volatility of 25% per year.

Portfolio breakdown

Fund statistics

	Portfolio
Modified duration	0.82
Number of lines	196

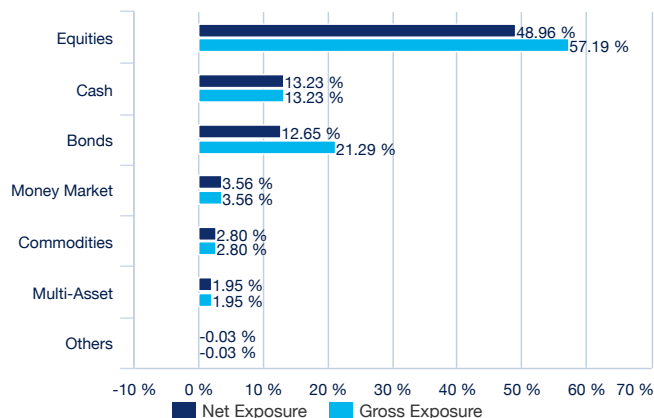
Modified duration (in points) estimates a bond portfolio's percentage price change for 1% change in yield

Main lines in portfolio

	Portfolio *
AMUNDI GOLD STOCK-AED	2.40%
TOTAL SA	1.86%
UNIBAIL RODAMCO WESTFIELD	1.73%
ENI SPA	1.64%
AT&T INC	1.57%
YARA INTERNATIONAL	1.54%
BP PLC	1.51%
KINDER MORGAN INC	1.47%
US TSY 7.625% 11/22	1.44%
US TII 3.625 04/28	1.37%

* The main lines in portfolio are presented except money market

Asset allocation



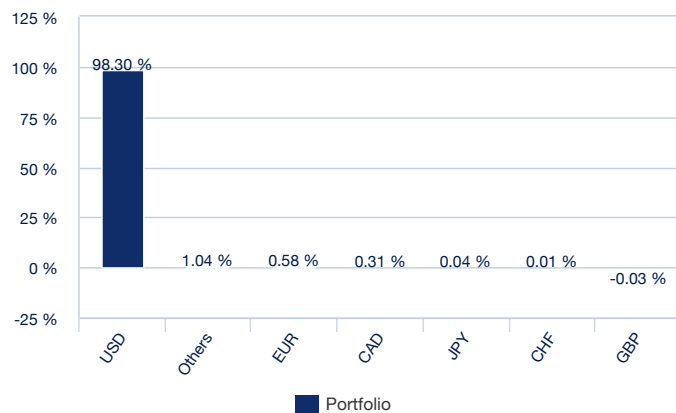
Target Income

	Target	Actual
2019 *	5.50%	-
2018	5.50%	5.50%
2017	5.25%	5.50%
2016	5.25%	5.75%
2015	5.25%	5.25%
2014	5.25%	-
2014 **	3.94%	5.25%

* Expected income target in 2019 for this Sub-Fund, gross of fees. Income can be exceeded or undershot and should not be construed as an assurance or guarantee. The term Distribution refers to the income paid in any particular year. Treatment for tax purposes may vary depending on the jurisdiction. Please consult your tax adviser in order to understand any applicable tax consequences.

** Target was based on a full-year. This Sub-Fund aimed to achieve a pro-rated percentage of the full year income target.

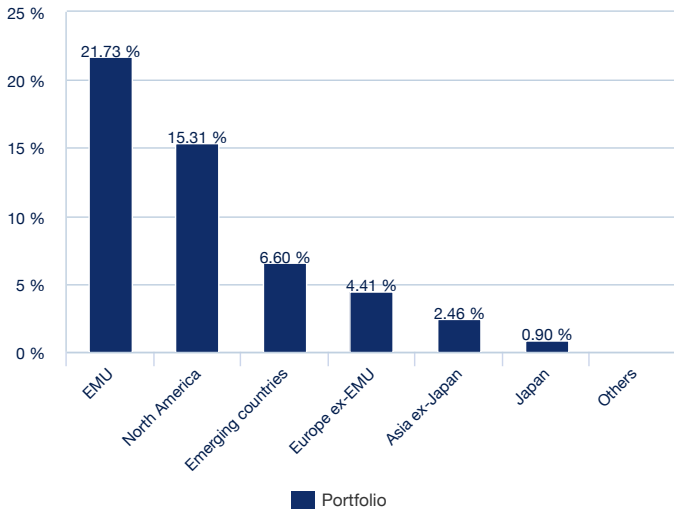
Currency breakdown



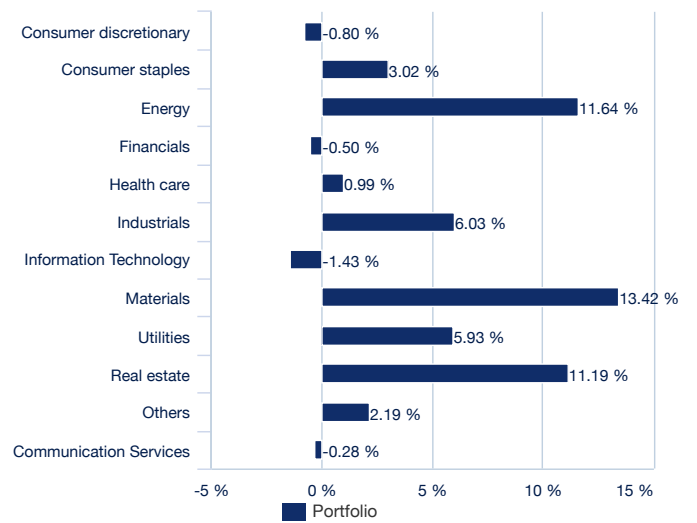
DIVERSIFIED ■

Portfolio breakdown - Equities analysis

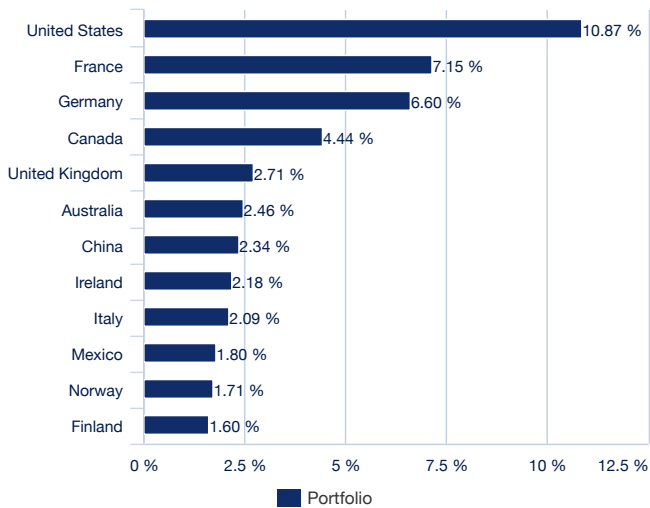
Breakdown by geographic area



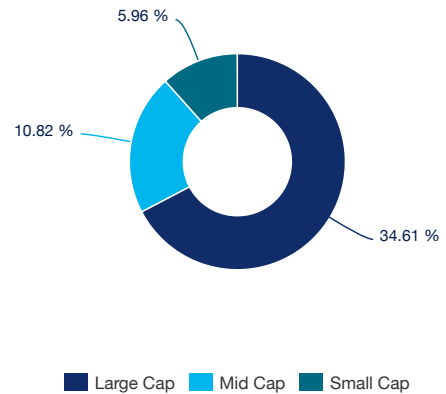
Breakdown by sector



Breakdown by country



Breakdown by market capitalisation



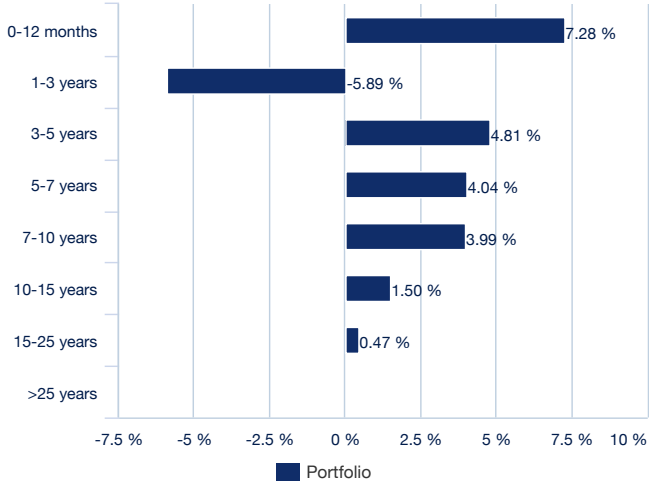
Small Cap <= 2 Billions Euros
 Mid Cap between 2 Billions and 7 Billion Euros
 Large Cap > 7 Billions Euros

DIVERSIFIED ■

Portfolio breakdown - Bonds and Money Market analysis

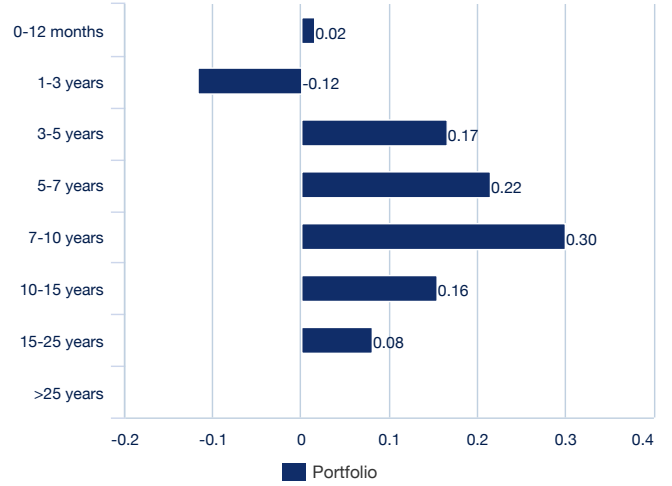
Portfolio breakdown by maturity

% of assets



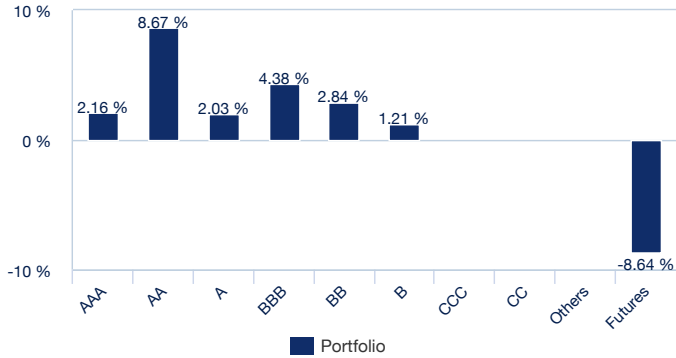
Portfolio breakdown by maturity

By modified duration



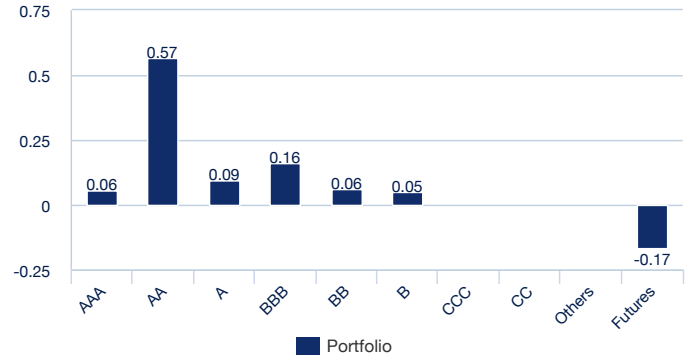
Breakdown by rating (Source : Amundi)

% of assets



Breakdown by rating (Source : Amundi)

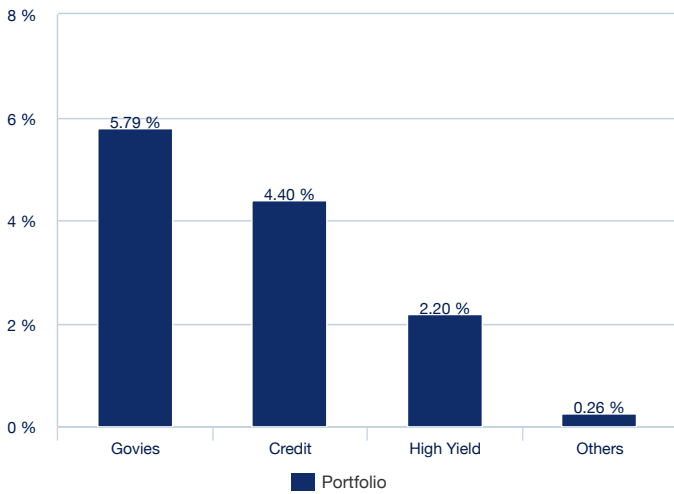
By modified duration



DIVERSIFIED ■

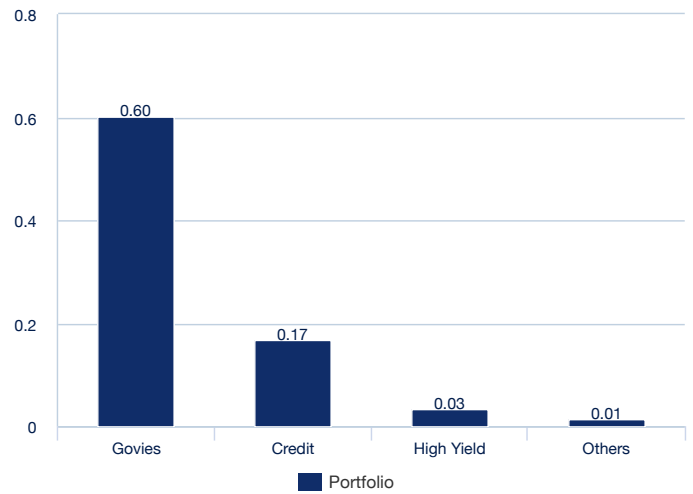
Breakdown by issuer type

% of assets



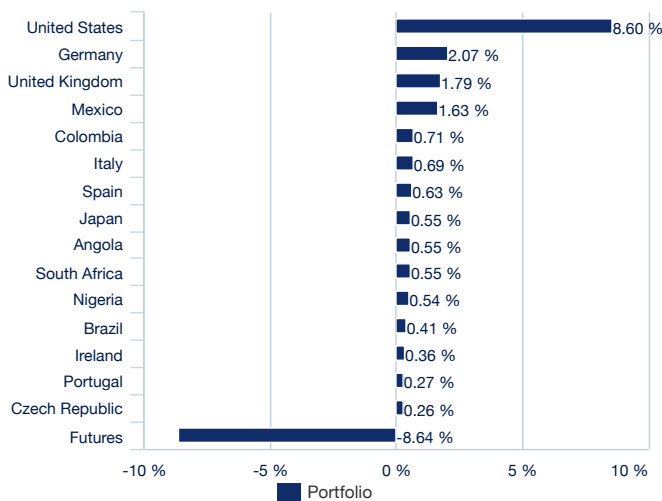
Breakdown by issuer type

By modified duration



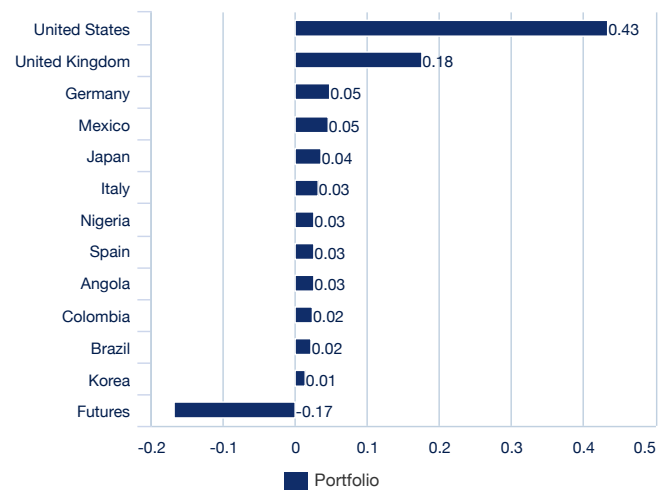
Breakdown by country

% of assets



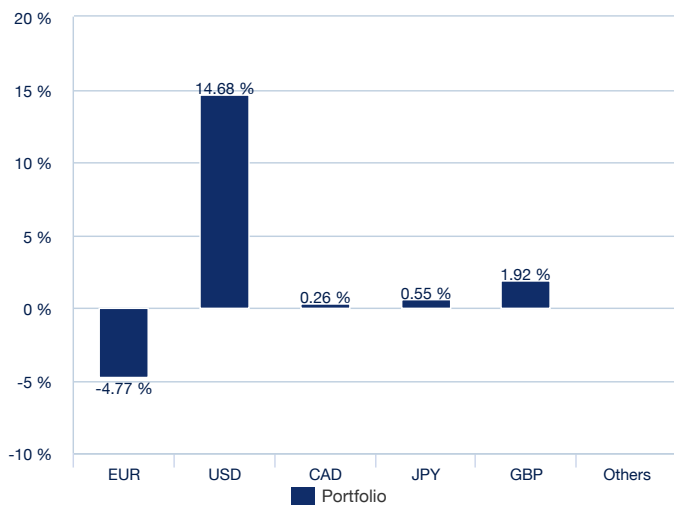
Breakdown by country

By modified duration



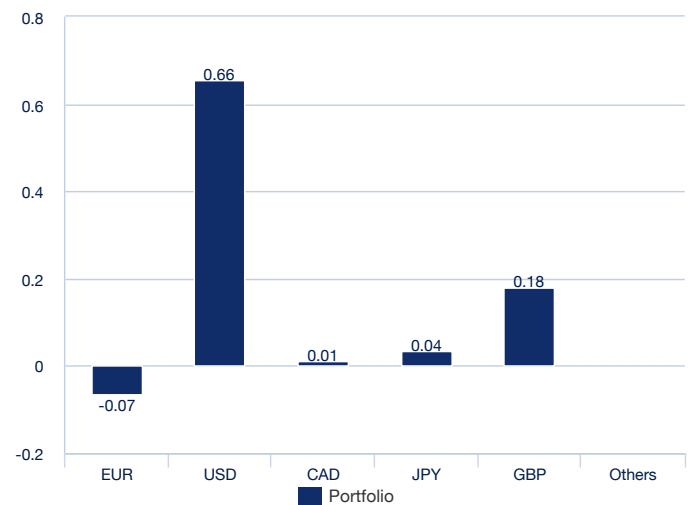
Currency breakdown

% of assets



Currency breakdown

By modified duration



DIVERSIFIED ■

Information

Fund structure	UCITS under Luxembourg law
Management Company	Amundi Luxembourg SA
Custodian	CACEIS Bank, Luxembourg Branch
Share-class inception date	07/06/2019
Share-class reference currency	EUR
Type of shares	Accumulation
ISIN code	LU1883866011
Bloomberg code	ARATA2E LX
Minimum first subscription / subsequent	1 thousandth(s) of (a) share(s) / 1 thousandth(s) of (a) share(s)
Frequency of NAV calculation	Daily
Dealing times	Orders received each day D day before 14:00
Entry charge (maximum)	4.50%
Performance fees	No
Maximum performance fees rate (% per year)	-
Exit charge (maximum)	0.00%
Ongoing charge	1.75% (Estimated) - 07/06/2019
Minimum recommended investment period	5 Years
Benchmark index performance record	07/06/2019: None
UCITS compliant	UCITS
Current/Forward price	Forward pricing
Redemption Date	D+3
Subscription Value Date	D+3
Characteristic	No

Legal information

This document is provided for information purposes only and does not constitute a recommendation, a solicitation, an offer, advice or an invitation to purchase or sell any units or shares of the fund (FCP), collective employee fund (FCPE), SICAV, SICAV sub-fund or SICAV investing primarily in real estate (SPPICAV) (collectively, "the Funds") described herein and should in no case be interpreted as such. This document is not a contract or commitment of any form. Information contained in this document may be altered without notice. The management company accepts no liability whatsoever, whether direct or indirect, that may arise from the use of information contained in this document. The management company can in no way be held responsible for any decision or investment made on the basis of information contained in this document. The information contained in this document is disclosed to you on a confidential basis and shall not be copied, reproduced, modified, translated or distributed without the prior written approval of the management company, to any third person or entity in any country or jurisdiction which would subject the management company or any of the funds, to any registration requirements within these jurisdictions or where it might be considered as unlawful. Not all of the funds are systematically registered in all jurisdictions of all investors. Investment involves risk. The past performances shown in this document, and simulations based on these, do not guarantee future results, nor are they reliable indicators of future performance. The value of an investment in units or shares of the funds may fluctuate according to market conditions and cause the value of an investment to go up or down. As a result, fund investors may lose all or part of the capital originally invested. All potential investors in the funds are advised to ascertain whether such an investment is compatible with the laws to which they are subject and the tax implications of such an investment prior to investing, and to familiarise themselves with the legal documents in force for each fund. Concerning mandates, this document is a part of the periodic statement of the management activities of your portfolio and must be read in conjunction with any other periodic statement or notice of confirmation provided by your custodian and related to the transactions of your portfolio. Unless stated otherwise, the management company is the source of the data in this document. Unless stated otherwise, the data in this document are correct as at the date specified under MONTHLY REPORT at the beginning of this document.

This document is designed exclusively for institutional, professional, qualified or sophisticated investors and distributors. It is not meant for the general public or private clients of any jurisdiction or those qualified as 'US Persons'. Approved investors in regard to the European Union are those which are defined as "Professional" investors in Directive 2004/39/EC of 21 April 2004 "MiFID" or, as the case may be, as defined under each local legislation and, insofar as the offer in Switzerland is concerned, "qualified investors" as set forth in the federal Law on Collective Investments (LPCC), the Ordinance on collective investments of 22 November 2006 (OPCC) and the FINMA 08/8 Circular regarding the legislation on collective investments of 20 November 2008. This document shall not, under any circumstance, be sent within the European Union to non "Professional" investors as defined by the MFI or under each local legislation, or in Switzerland to those investors which are not defined as "qualified investors" in the applicable law and regulations.