



2023 in Review First Eagle Amundi International Fund

This material is for information purposes only, is not a recommendation, financial analysis or advice, and does not constitute a solicitation, invitation or offer to purchase or sell any the Funds or services described herein in any jurisdiction.

First Eagle
Investments

**Trust
must be earned**

Amundi

2023 Commentary

First Eagle Amundi International Fund (FEAIF)

The performance of risk assets throughout 2023 seemed to ebb and flow alongside expectations of Fed policy. While a “higher for longer” sentiment dominated most of the year—sparking a pronounced selloff in Treasuries and broad weakness in stocks—optimism that a “soft landing” and series of rate cuts were just over the horizon appeared to take root in late October. The renewal of dovish sentiment, which was reinforced by macroeconomic readings and Fed rhetoric in the weeks that followed, fueled a furious rally across a wide range of assets through the balance of the year. Notably, equity market breadth widened in conjunction with this surge, unlike earlier rallies concentrated in a small subset of very large technology-related names, though growth continued to outpace value.

Market returns in 2023 were a welcome respite from a dismal 2022, but the buoyant conditions entering the new year make us wonder if hope has gotten the better of substance. We believe the investment environment today is rife with challenges, the escalation of which could shake markets from their apparent complacency and inspire a newfound sense of risk aversion, to the detriment of many financial assets.

For example, current market valuations suggest markets are complacent about the inevitability of a soft landing even as any sort of landing remains elusive; in our view, the risk of an adverse outcome only increases the longer the Fed circles the runway without touching down. We have long been skeptical of the central bank’s ability to achieve a soft landing and remain so today; notably, the continued strength of the domestic labor market makes it hard for us to envision a scenario in which wage growth spontaneously returns to a level consistent with target-level inflation absent a meaningful increase in unemployment.

We’re also concerned about the unsustainable fiscal trajectory of the US and other advanced economies, as public debt balances continue to swell with no sign of the spending discipline necessary to rein them in. The rollback of crisis-era monetary accommodations has altered the calculus of government borrowing, but we’ve yet to see indications that fiscal policy will be adjusted to reflect the new math anytime soon. In the near term, even minor spending decisions may weigh heavily on the economy and markets. A small amount of fiscal tightening in 2024 likely would raise the odds of a hard landing, for instance, but maintaining fiscal settings at current levels could open the door to renewed inflation or stagflation. Neither outcome is particularly good for risk asset valuations.

Macroeconomic risks have been further complicated by a new geopolitical theater of uncertainty, marked by the emergence of a loose coalition of authoritarian countries like China, Russia, North Korea and Iran. This “heartland axis” controls a vast, near-contiguous swath of land rich with natural resources across Eurasia and into the Middle East and northern Africa, and in recent years has increased the volume and scope of its military adventurism, both directly and via proxies. Their tighter relations with one another, at a minimum, sets the stage for greater friction in economic relations with the West, and there are many ways in which current localized armed conflicts (such as Ukraine/Russia and Israel/Hamas) could escalate into something more far-reaching.

2023 Commentary

First Eagle Amundi International Fund

FEAIF returned 12.14% (USD, AUC share class) in 2023. Our equity holdings and gold-related securities both contributed to performance, as did cash and cash equivalents. Communications services, information technology and financials were the largest contributors among equity sectors; utilities were the only detractor, though materials and energy also lagged. Among individual stocks, the Fund's top contributors included Meta, Oracle, FEMSA, Alphabet and Comcast. The largest detractors included Exxon Mobil, Nutrien, UGI, Jardine Matheson and Elevance Health.

We established 10 new equity positions during the year: six based in Europe (one on each in consumer staples, real estate, healthcare, industrials, energy and manufacturer and distributor of beverages) and four in North America (two energy companies, one each in real estate and media and entertainment). During the year, we exited our positions in CRH, DR Horton, Travelers, Union Pacific and W.R. Berkley when share prices reflected our estimates of their "intrinsic values"¹; in Fidelity National Information Services upon reevaluation of the business model; in Imperial Oil due to the ESG-related constraints on this particular fund. The team decided to exit Wells Fargo as a result of its changing business model; specifically, it had eliminated the asset management business, so the diversification and fee-paying element that we found attractive was no longer, and it continued to have material compliance expenses as a result of the fake account scandal from years prior. And we exited our position in GSK following an updated estimate of intrinsic value after the company spun off Haleon, its consumer healthcare business, which we continue to own. We added to and trimmed various positions throughout the period to maintain portfolio balance and promote diversification.²

Though financial markets generally appear unconcerned with the challenges we see here early in the new year, we believe it's quite possible that risk aversion will at some point be higher than it is today. Though we wouldn't hazard a guess as to when that may be, we believe we have remained prudently positioned, owning a range of quality businesses with track records of consistent cash flow generation and wise capital allocation, complemented by an exposure to gold-related securities as a potential hedge.

1. "Intrinsic value" is based on our judgment of what a prudent and rational business buyer would pay in cash for all of the company in normal markets
2. Diversification does not guarantee investment returns and does not eliminate the risk of loss.

Source: First Eagle Investments, as of end of December 2023. The Portfolio is actively managed and references to individual securities should not be taken as investment recommendations to buy or sell any security and are subject to risk. The Fund does not offer performance or capital guarantee. Opinions, views, forecasts, projections and statements of financial market trends are based on market conditions at the date of the publication, constitute our judgment and are subject to change without prior notice. There can be no guarantee they will be met. The Sub-Fund does not invest directly in commodities; exposure to commodities is obtained through Gold-Related Securities in compliance with applicable laws and regulations.

2023 Portfolio Snapshot

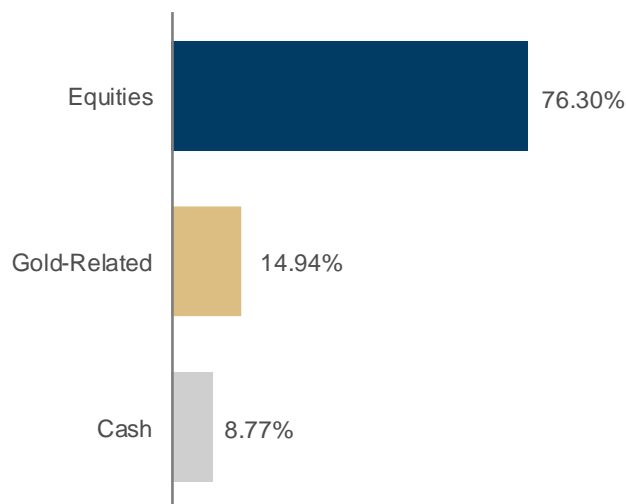
First Eagle Amundi International Fund

PORTFOLIO ATTRIBUTES

AUM	\$5,372.76 Million
No. of Holdings	128
Portfolio Dividend Yield	2.01%
Median Market Cap	27,104.58
12 month Portfolio Turnover	7.48%

Dividends are not guaranteed.

ASSET CLASS WEIGHTS



TOP 10 EQUITY HOLDINGS¹

(AS % OF PORTFOLIO)

Meta Platforms Inc. Class A	3.10%
Oracle Corporation	3.00%
Schlumberger N.V.	2.20%
Alphabet Inc.	2.14%
Comcast Corporation Class A	2.05%
Exxon Mobil Corporation	2.03%
HCA Healthcare Inc	1.79%
Willis Towers Watson Public Limited Company	1.47%
Danone SA	1.42%
Fomento Economico Mexicano SAB de CV Sponsored ADR Class B	1.38%

Total % of Portfolio **20.57%**

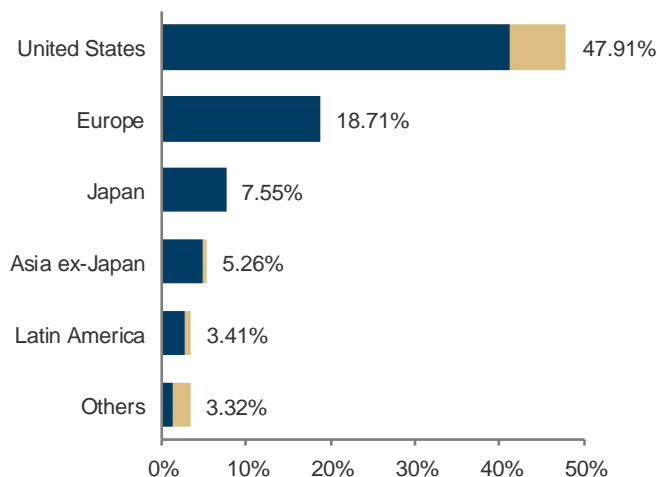
1. Exclude gold-related equities.

Source: First Eagle Investments, as of end of December 2023. Given for illustrative purposes only, might be changed without prior notice. Breakdowns are as of date. The Portfolio is actively managed, holdings and characteristics are subject to change. Sector allocations will vary over other periods and do not reflect a commitment to an investment policy or sector. Portfolio holdings should not be considered as a recommendation to buy or sell individual securities and are subject to risk. Individual figures may not total due to rounding. Current Exposure in Gold Mining Equities which are included in Gold-related Securities. The Sub-Fund does not invest directly in commodities; exposure to commodities is obtained through Gold-Related Securities in compliance with applicable laws and regulations.

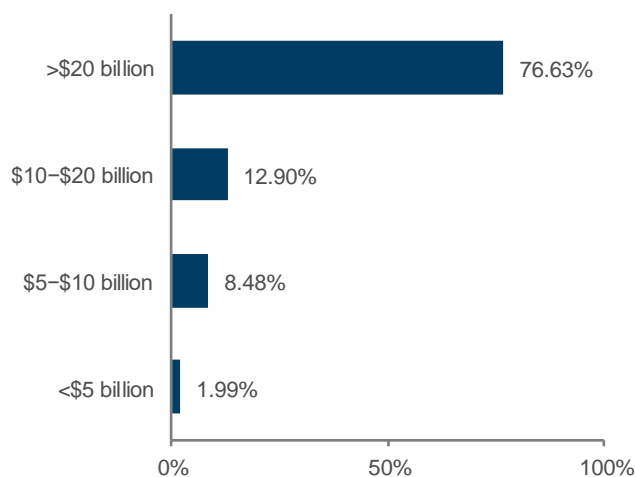
2023 Portfolio Snapshot

First Eagle Amundi International Fund

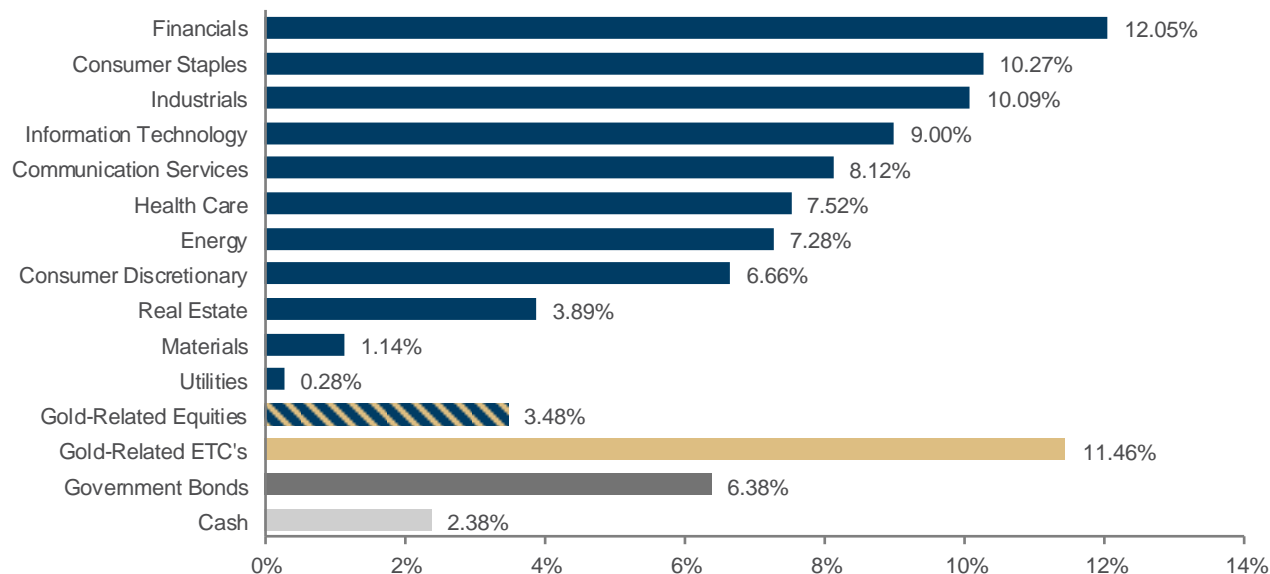
REGION WEIGHTS¹



MARKET CAP WEIGHTS



SECTOR WEIGHTS



1. Exclude gold-related ETCs.

Source: First Eagle Investments, as of end of December 2023, Given for illustrative purposes only, might be changed without prior notice. Breakdowns are as of date. The Portfolio is actively managed, holdings and characteristics are subject to change. Sector allocations will vary over other periods and do not reflect a commitment to an investment policy or sector. Individual figures may not total due to rounding. Current Exposure in Gold Mining Equities which are included in Gold-related Securities. The Sub-Fund does not invest directly in commodities; exposure to commodities is obtained through Gold-Related Securities in compliance with applicable laws and regulations.

2023 Performance Snapshot

First Eagle Amundi International Fund

Past performance is not a reliable indicator of future returns

CALENDAR YEAR RETURNS (%)

	AUC	AEC	AHEC
2022	-8.85%	-2.88%	-11.60%
2021	9.63%	17.95%	8.63%
2020	5.05%	-3.62%	3.07%
2019	18.62%	20.80%	15.01%
2018	-9.75%	-5.19%	-12.67%
2017	11.09%	-2.66%	8.89%
2016	8.95%	12.05%	7.21%
2015	-2.76%	8.33%	-3.35%
2014	1.31%	15.38%	1.26%
2013	12.03%	7.19%	11.48%

RETURNS (%)

	AUC	AEC	AHEC
Annualized			
1 Year	12.14%	8.35%	9.48%
3 Year	3.87%	7.48%	1.68%
5 Year	6.91%	7.64%	4.50%
10 Year	4.16%	6.45%	2.20%
Since Inception	8.24%	6.20%	4.29%

RISK INDICATOR (AUC)



KEY INFORMATION

Share Class	AU-C (All Investors)
Investment Manager	First Eagle Investment Management
Management Company	Amundi Luxembourg SA
Custodian Institution	Societe Generale Luxembourg
ISIN Code	LU0068578508
Currency	USD
Reference Indicator	None
Minimum recommended holding term	5 years
Maximum Entry Charge	5.00%
Maximum Annual Management Fee	2.00%
Performance Fee	15.00% annual outperformance of the reference asset SOFR + 430 bps
Conversion Charge	None

What are the performance scenarios?

For more information of the different performance scenarios of the sub-fund in unfavourable, moderate, and favourable scenarios over the last 5 years, please refer to the [PRIIPs KID](#). Please see our Global [website](#) for more information.

Source: First Eagle Investments, as of end of December 2023, Net performance in USD. The Sub-Fund has no official benchmark. Retail share class (AU-C) inception date August 12, 1996; Retail share class (AHE-C) inception date: August 19, 2009; Retail share class (AE-C) inception date: December 3, 2010. Individual figures may not total due to rounding. The performance are mentioned for indicative purposes only and the value of investments may vary upwards or downwards according to market conditions. The Portfolio is actively managed. The Fund does not offer performance or capital guarantee.

The summary risk indicator is a guide to the level of risk of this product compared to other products. It shows how likely it is that the product will lose money because of movement in the markets or because we are not able to pay you. We have classified this product as 4 out of 7, which is a medium risk class. This rates the potential losses from future performance at a medium level, and poor market conditions could impact our capacity to pay you.

Additional risks: Market liquidity risk could amplify the variation of product performances. This product does not include any protection from future market performance so you could lose some or all of your investment. Beside the risks included in the risk indicator, other risks may affect the Sub-Fund's performance. Please refer to the First Eagle Amundi prospectus.

Main risk factors associated with the Fund

- Market
- Equity
- Currency
- Credit
- Liquidity
- High Yield
- Interest Rate
- Risk of Value Investing
- Volatility
- Emerging Markets
- Foreign Securities
- Commodity
- Risk of Investing in Small and Medium Sized Companies
- Sustainable Investment Risk

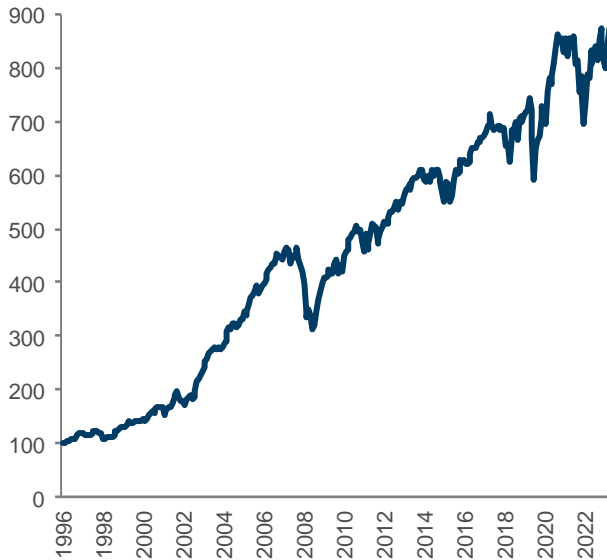
All investments involve risks and the value of investments may go down as well as up. The risk information in this slide is intended to give an idea of the main and material risks associated with this fund. Any of these risks could cause the fund to lose money, to perform less well than similar investments, to experience high volatility (ups and downs in NAV), or to fail to meet its objective over any period of time.

2023 Performance Snapshot

First Eagle Amundi International Fund

Past performance is not a reliable indicator of future returns

GROWTH OF \$100 SINCE INCEPTION (AUC)



LARGEST CONTRIBUTORS TO PERFORMANCE¹

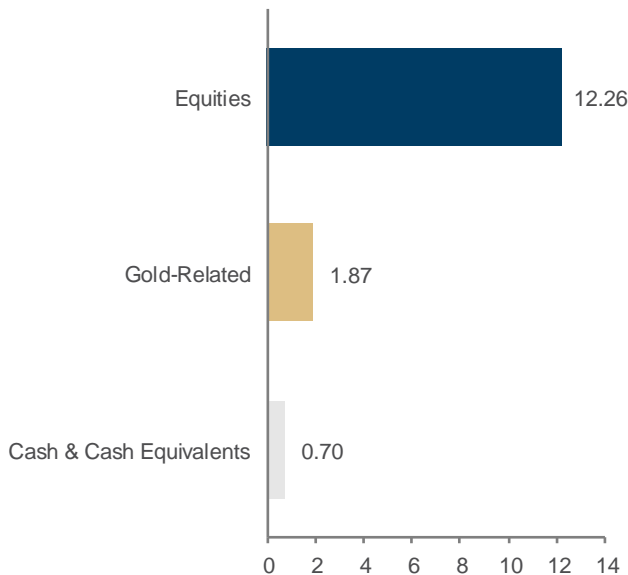
Highest (%)

Meta Platforms Inc. Class A	2.26%
Oracle Corporation	0.94%
Alphabet Inc.	0.87%
Fomento Economico Mexicano	0.71%
Comcast Corporation Class A	0.53%

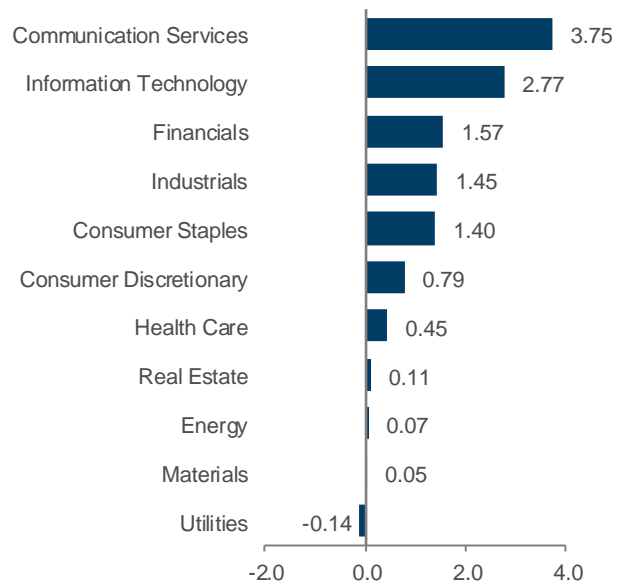
Lowest (%)

Exxon Mobil Corporation	-0.16%
Nutrien Ltd.	-0.16%
UGI Corporation	-0.14%
Jardine Matheson Holdings Limited	-0.13%
Elevance Health, Inc.	-0.12%

ATTRIBUTION BY ASSET (AUC)



ATTRIBUTION BY SECTOR (AUC)



1. Excludes gold-related equities.

Source: First Eagle Investments, as of end of December 2023, Growth performance in USD. The Sub-Fund has no official benchmark. Retail share class (AUC) inception date August 12, 1996; Retail share class (AHE-C) inception date: August 19, 2009; Retail share class (AE-C) inception date: December 3, 2010. Breakdowns are as of date. The Portfolio is actively managed. Sector allocations will vary over other periods and do not reflect a commitment to an investment policy or sector. Portfolio holdings should not be considered as a recommendation to buy or sell individual securities and are subject to risk. Individual figures may not total due to rounding. The performance are mentioned for indicative purposes only and the value of investments may vary upwards or downwards according to market conditions. The Fund does not offer performance or capital guarantee.

Marketing Communication – For Professional Clients Only

7 | Yearly Review: First Eagle Amundi International Fund | 2023

First Eagle
Investments

Amundi
ASSET MANAGEMENT

Legal Characteristics

What are the costs?

The person advising on or selling you this product may charge you other costs. If so, this person will provide you with information about these costs and how they affect your investment.

The tables show the amounts that are taken from your investment to cover different types of costs. These amounts depend on how much you invest, and how long you hold the product. The amounts shown here are illustrations based on an example investment amount and different possible investment periods.

We have assumed:

- In the first year you would get back the amount that you invested (0 % annual return). For the other holding periods we have assumed the product performs as shown in the moderate scenario.
- USD 10,000 is invested.

Costs over time

Investment USD 10,000

Scenarios	If you exit after	
	1 year	≥ 5 year(s)*
Total Costs	\$745	\$2,062
Annual Cost Impact**	7.6%	3.7%

* Recommended holding period.

** This illustrates how costs reduce your return each year over the holding period. For example, it shows that if you exit at the recommended holding period your average return per year is projected to be 6.58% before costs and 2.83% after costs. These figures include the maximum distribution fee that the person selling you the product may charge (5.00% of amount invested / 500 USD). This person will inform you of the actual distribution fee.

If you are invested in this product as part of an insurance contract, the costs shown do not include additional costs that you could potentially bear.

One-off costs upon entry and exit		If you exit after 1 year
Entry costs	This includes distribution costs of 5.00% of amount invested. This is the most you will be charged. The person selling you the product will inform you of the actual charge.	Up to 500 USD
Exit costs	We do not charge an exit fee for this product, but the person selling you the product may do so.	0 USD
Ongoing costs taken each year		
Management fees and other administrative or operating costs	2.20% of the value of your investment per year. This percentage is an estimate.	209 USD
Transaction costs	0.02% of the value of your investment per year. This is an estimate of the costs incurred when we buy and sell the underlying investments for the product. The actual amount will vary depending on how much we buy and sell.	2 USD
Incidental costs taken under specific conditions		
Performance fees	15.00% annual outperformance of the reference asset SOFR + 430 basis points. The calculation applies on each Net Asset Value calculation date in accordance with the terms described in the prospectus. Past underperformances over the last 5 years should be clawed back before any new accrual of performance fee. The actual amount will vary depending on how well your investment performs. The aggregated cost estimation above includes the average over the last 5 years. The performance fee is paid even if the performance of the share over the performance observation period is negative, while remaining higher than the performance of the Reference Asset.	34 USD

Source: First Eagle Amundi International Fund KID PRIIPS. This document provides you with key investor information about this Sub-Fund. It is not marketing material. The information is required by law to help you understand the nature and the risks of investing in this Sub-Fund. You are advised to read it so you can make an informed decision about whether to invest. As of December 2023.

Important Information

This material is provided to Professional Clients, including financial intermediaries, and is not intended for and should not be provided to the public.

This is a marketing communication. Please refer to the prospectus / information document and to the KID/KIID before making any final investment decisions.

This document contains information about investment services provided by Amundi group companies or undertakings for collective investment in transferable securities or open-ended umbrella Irish collective asset management vehicles (the "Funds") established under the laws of Luxembourg and authorised for public distribution by the Commission de Surveillance du Secteur Financier or the laws of Ireland and authorized for public distribution by the Central Bank of Ireland. The management company of:

- Amundi Funds, Amundi Fund Solutions, First Eagle Amundi and Amundi Index Solutions is Amundi Luxembourg S.A., 5, allée Scheffer, L-2520 Luxembourg;
- CPR Invest is CPR Asset Management, 91-93 Boulevard Pasteur, 75015 Paris, France;
- KBI Funds ICAV and Amundi Fund Solutions ICAV is Amundi Ireland Limited, 1 George's Quay Plaza, George's Quay, Dublin 2, Ireland.

This material is for information purposes only, is not a recommendation, financial analysis or advice, and does not constitute a solicitation, invitation or offer to purchase or sell any the Funds or services described herein in any jurisdiction where such offer, solicitation or invitation would be unlawful.

This material has not been submitted for regulatory approval and is solely for issue in permitted jurisdictions and to persons who may receive it without breaching applicable legal or regulatory requirements. The information contained in this document is confidential and shall not, without prior written approval of Amundi Ireland Limited ("Amundi"), be copied, reproduced, modified, or distributed, to any third person or entity in any country.

The Funds described in this document may not be available to all investors and may not be registered for public distribution with the relevant authorities in all countries.

Please note that the management company may decide to terminate the arrangements made for the marketing of its collective investment undertakings in a Member State of the EU in respect of which it has made a notification.

A summary of information about investors' rights and collective redress mechanisms can be found in English on the regulatory page at <https://about.amundi.com/Metanav-Footer/Footer/Quick-Links/Legal-documentation>.

Investment involves risk. Investment return and the principal value of an investment in the Funds or other investment product may go up or down and may result in the loss of the amount originally invested. The decision of an investor to invest in the Funds should take into account all the characteristics or objectives of the Funds. **Past performance does not predict future results.** Investment return and the principal value of an investment in the Funds or other investment product may go up or down and may result in the loss of the amount originally invested. All investors should seek professional advice prior to any investment decision, in order to determine the risks associated with the investment and its suitability. It is the responsibility of investors to read the legal documents in force in particular the current prospectus for each Fund. Subscriptions in the Funds will only be accepted on the basis of their latest prospectus in English or in local language in EU countries of registration, and/or the Key Investor Information Document / Key Information Document ("KIID"/ "KID" available in local language in EU countries of registration) which, together with the latest annual and semi-annual reports may be obtained, free of charge, at the registered office of Amundi Luxembourg S.A. or at www.amundi.lu. In Italy, this documentation is available at www.amundi.it. In Ireland, this documentation is available at www.amundi.ie or, for KBI Funds ICAV, at www.kbiglobalinvestors.com. Information relating to costs and charges of the Funds may be obtained from the KIID/KID.

The performance data do not take account of the commissions and costs incurred on the issue and redemption of units/shares of the Funds.

Information on sustainability-related aspects can be found at <https://about.amundi.com/Metanav-Footer/Footer/Quick-Links/Legal-documentation>.

In EEA Member States, the content of this document is approved by Amundi for use with Professional Clients (as defined in EU Directive 2004/39/EC) only and shall not be distributed to the public. Amundi Ireland Limited is authorised and regulated by the Central Bank of Ireland. KBI Global Investors Ltd is regulated by the Central Bank of Ireland and deemed authorised and regulated by the Financial Conduct Authority. The nature and extent of consumer protections may differ from those for firms based in the UK. Details of the Temporary Permissions Regime, which allows EEA-based firms to operate in the UK for a limited period while seeking full authorisation, are available on the Financial Conduct Authority's website. Société Générale, Dublin Branch 3rd Floor, IFSC House, IFS, Dublin 1 is the facilities agent for those sub-funds of Amundi Funds, First Eagle Amundi registered in Ireland.

In the United Kingdom (the "UK"), this marketing communication is being issued by Amundi (UK) Limited ("Amundi UK"), 77 Coleman Street, London, EC2R 5BJ, UK. Amundi UK is authorised and regulated by the Financial Conduct Authority ("FCA") and entered on the FCA's Financial Services Register under number 114503. This may be checked at <https://register.fca.org.uk/> and further information of its authorisation is available on request. This marketing communication is approved by Amundi UK for use with Professional Clients (as defined in the FCA's Handbook of Rules and Guidance (the "FCA Handbook") and shall not be distributed to the public. **Past performance is not a guarantee or indication of future results.** Amundi Funds SICAV, First Eagle Amundi SICAV, Amundi Index Solutions, CPR Invest SICAV, KBI Funds ICAV and Amundi Fund Solutions ICAV are recognised schemes under the FCA's Temporary Marketing Permission Regime. Where a fund is an unregulated collective investment scheme under the Financial Services and Markets Act 2000 (the "FSMA"), this marketing communication is addressed only to those persons in the UK who qualify as non-retail clients (Professional Clients or Eligible Counterparties) as set out in the FCA's Handbook, Conduct of Business Sourcebook 4.12B - "Promotion of non-mass market investments", as amended from time to time, and thereby fall with an exemption from the restrictions in Section 238 FSMA. This marketing communication must not be relied on or acted upon by any other persons for any purposes whatsoever.

Potential investors in the UK should be aware that none of the protections afforded by the UK regulatory system will apply to an investment in a Fund and that compensation will not be available under the UK Financial Services Compensation Scheme.

In Switzerland, this document is for Qualified Investors (as defined in Swiss Collective Investment Schemes Act of 23 June 2006 as amended or supplemented) use only and shall not be offered to the public. The Representative and Paying Agent for Funds registered for public offering in Switzerland are, in respect of Amundi Funds, First Eagle Amundi and Amundi Index Solutions: Representative – CACEIS (Switzerland) SA and Paying Agent – CACEIS Bank, Nyon Branch both at 35 Route de Signy, Case postale 2259, CH-1260 Nyon; KBI Funds ICAV: Representative – ACOLIN Fund Services AG, Affolternstrasse 56, CH-8050 Zurich and Paying Agent – NPB Neue Privat Bank AG, Limmatquai 1, CH-8001 Zurich. Free copies of the prospectus, key investor information documents, annual and semi-annual reports, management regulations and other information are available at the representative's address shown above.

In **France**, a free prospectus is available from Amundi Asset Management, 91-93 boulevard Pasteur, 75015 Paris - France - 437 574 452 RCS Paris France or from the centralisateur of the Funds which in the case of Amundi Funds, Amundi Index Solutions and CPR Invest SICAV is CACEIS Bank SA, 1-3 place Valhubert, 75013 Paris and in the case of First Eagle Amundi SICAV is Société Générale, 29 boulevard Haussmann, 75008 Paris.

In **Germany**, for additional information on the Fund, a free prospectus may be requested from Amundi Deutschland GmbH, Arnulfstr. 124-126 80636 Munich, Germany (Tel. +49.89.99.226.0). The information and paying agent for Amundi Fund Solutions ICAV is Marcard Stein & CO AG, Ballindamm 36, 20095 Hamburg, Germany.

In **Austria** the paying agents for Funds registered for public distribution are, in respect of Amundi Fund Solutions: UniCredit Bank Austria AG, Rothschildplatz 1, A-1020 Vienna; Amundi Funds, Amundi Index Solutions and First Eagle Amundi: Société Générale, Vienna Branch, Prinz Eugen Strasse 8-10/5/Top 11, A-1040 Vienna; CPR Invest: Raiffeisen Bank International AG, Am Stadtpark 9, A-1030 Wien; and KBI Funds ICAV: Erste Bank der oesterreichischen Sparkassen AG, Am Belvedere 1, A-1100 Vienna.

In **Spain**, the Funds are foreign undertakings for collective investment registered with the CNMV and numbered Amundi S.F. (493); Amundi Fund Solutions (1333); Amundi Fund Solutions ICAV (1969); Amundi Funds (61) First Eagle Amundi (111); Amundi Index Solutions (1495); CPR Invest (1564) and KBI Funds ICAV (1248). Any investment in the Funds or their respective sub-funds must be made through a registered Spanish distributor. Amundi Iberia SGIIC, SAU, is the main distributor of the Funds in Spain, registered with number 31 in the CNMV's SGIIC registry, with address at Pº de la Castellana 1, Madrid 28046. A list of all Spanish distributors may be obtained from the CNMV at www.cnmv.es. Units/shares may only be acquired on the basis of the most recent prospectus, key investor information document and further current documentation, which may be obtained from the CNMV.

In **Chile and Peru**, this document is approved for use by Administradora de Fondos de Pensiones/Pension Fund Administrators and other institutional investors.

In **Mexico**, this document is approved for use with institutional investors. It may not be distributed to third parties or to the public.

In **Singapore**, this document is provided solely for the internal use of distributors and financial advisors and is not to be distributed to the retail public in Singapore. Investors should read the Singapore information memorandum of the Funds before deciding to invest in the Funds. Distribution occurs through Amundi Singapore Limited, 80 Raffles Place, UOB Plaza 1, #23-01, Singapore 048624 and/or the Funds' authorised distributors. Amundi Singapore Limited is regulated by the Monetary Authority of Singapore ("MAS"). Certain sub-funds of the Funds are notified as restricted schemes under Section 305 of the Securities and Futures Act 2001 of Singapore ("SFA") and the Sixth Schedule to the Securities and Futures (Offers of Investments) (Collective Investment Schemes) Regulations 2005 ("Restricted Schemes"). This document shall be construed as part of the Singapore information memorandum of the Restricted Schemes (the "Singapore IM"), which shall be deemed to include and incorporate the prospectus of the Restricted Schemes, any supplement to the prospectus relating to the Restricted Schemes, this document and any other document, correspondence, communication or material sent or provided to eligible participants in relation to the Restricted Schemes from time to time. Accordingly, this document must not be relied upon or construed on its own without reference to and as part of the Singapore IM. Investors should read the relevant Singapore IM before deciding to invest in the Restricted Schemes. The units/shares offered under the Restricted Schemes as set out in the relevant Singapore IM are not authorised or recognised by the MAS and are not allowed to be offered to the retail public. Accordingly, this document and the material contained within, may not be circulated or distributed, nor may the relevant units/shares be offered or sold, or be made the subject of an invitation for subscription or purchase, whether directly or indirectly, to persons in Singapore other than (i) to an institutional investor under Section 304 of the SFA, (ii) to a relevant person pursuant to Section 305(1), or any person pursuant to Section 305(2), and in accordance with the conditions specified in Section 305 of the SFA, or (iii) otherwise pursuant to, and in accordance with the conditions of, any other applicable provision of the SFA. By accepting receipt of this document and any other document or material issued in connection with the offer or sale of the shares/units, a person (within the meaning of Singapore law) in Singapore represents or warrants that person is entitled to receive such document in accordance with the restrictions set forth above and agrees to be bound by the limitations contained herein. Distribution/dividends (if applicable) are not guaranteed unless otherwise stated in the dividend policy for the relevant share class/class contained in the relevant Singapore IM. This document and the Singapore IM is not a prospectus as defined in the SFA and, accordingly, statutory liability under the SFA in relation to the content of prospectuses does not apply, and the offeree/an investor should consider carefully whether the investment is suitable for him. The MAS assumes no responsibility for the contents of this document. This document has not been reviewed by the MAS.

This information is not for distribution and does not constitute an offer to sell or the solicitation of any offer to buy any securities or services in the United States or in any of its territories or possessions subject to its jurisdiction or for the benefit of any U.S. Person (as defined in the prospectus of the Funds). The Funds have not been registered in the United States under the Investment Company Act of 1940 and units/shares of the Funds are not registered in the United States under the Securities Act of 1933.

This document is not intended for and no reliance can be placed on this document by persons falling outside of these categories in the above-mentioned jurisdictions. **In jurisdictions other than those specified above, this document is for the sole use of the professional clients and intermediaries to whom it is addressed. It is not to be distributed to the public or to other third parties and the use of the information provided by anyone other than the addressee is not authorised.**

This material is based on sources that Amundi considers to be reliable at the time of publication. Data, opinions and analysis may be changed without notice. Amundi accepts no liability whatsoever, whether direct or indirect, that may arise from the use of information contained in this material. Amundi can in no way be held responsible for any decision or investment made on the basis of information contained in this material.

Date of publication: 23 January 2024

Doc ID : 3346273

©2024 Morningstar. All Rights Reserved. The information, data, analyses and opinions ("Information") contained herein: (1) include the proprietary information of Morningstar; (2) may not be copied or redistributed; (3) do not constitute investment advice; (4) are provided solely for informational purposes; (5) are not warranted to be complete, accurate or timely; and (6) may be drawn from fund data published on various dates. Morningstar is not responsible for any trading decisions, damages or other losses related to the Information or its use. Please verify all of the Information before using it and do not make any investment decision except upon the advice of a professional financial adviser. Past performance is no guarantee of future results. The value and income derived from investments may go down as well as up.

Lipper is not responsible for the accuracy, reliability or completeness of the information that you obtain. In addition, Lipper will not be liable for any loss or damage resulting from information obtained from Lipper or any of its affiliates. © Thomson Reuters 2024. All rights reserved.

The Funds or securities referred to herein are not sponsored, endorsed, or promoted by MSCI, and MSCI bears no liability with respect to any such Funds or securities or any index on which such Funds or securities are based. The offering documents of the Funds contain a more detailed description of the limited relationship MSCI has with Amundi and any relevant Funds.