

Global Investment Views

A challenging rate-cut path for central banks



Vincent MORTIER

Group Chief
Investment Officer

Markets are reassessing central bank (CB) policy paths amid slowing inflation and a potential economic slowdown but resilient historic data. The speed of disinflation, however, could be affected by tensions in the Red Sea, particularly for Europe. Thus, CBs job is getting difficult as they aim to maintain rates at a restrictive level for the right duration.

In terms of growth, we expect to see a prolonged slowdown in the US concentrated around mid-year. In Europe, we downgraded this year's growth forecasts and we expect below-consensus inflation in China. These changes do not affect our views on economic activity:

- **Weakening US labor markets.** Wage growth is falling and most of the strength in payrolls was in non-cyclical sectors (government, etc). This could affect consumption, which is strong for now
- **No recession call for EZ but risks are high.** Weak government expenditure and constraints (Germany, France) likely to weigh on the economy but personal consumption and wage growth are positives for the region. The latter is also important for ECB decision-making.
- **Slowing eco. growth and disinflation risks in China.** Fiscal bazooka appears unlikely as govt. tries to deleverage. But piecemeal efforts to lift sentiment won't have a long lasting effect, given the fundamental problems in real estate and consumption pressures.
- **Geopolitics/politics gaining prominence.** Half of global population will elect their leaders this year. Relations between the US, China, EU, EM will be affected by the choice of leaders/domestic rhetoric.



Matteo GERMANO

Deputy Group Chief
Investment Officer

Fed's task not easy, but falling wage growth indicates disinflation likely to continue



Source: Amundi Investment Institute, Bloomberg, as on 25 Jan 2024. US Atlanta Wage Growth Tracker on RHS above.



“The economic backdrop appears more resilient than expected, but valuations are too stretched in some areas. A fundamental approach, with a global focus is key at this stage of the cycle.”

The following areas remain in focus for us:

- **Cross Asset.** We are noticing a slowdown in the US but not a collapse in earnings. Earnings are likely to remain weak, leading us to stay vigilant overall. While we are defensive on DM equities, we are turning mildly positive on Japan. Even in EM, we stay constructive, but now mainly via Asia. We are also marginally optimistic on US and European duration as disinflation is underway but see a strong need to be active, particularly in Europe. We also think the region's IG credit is attractive. In FX, we are less cautious on the USD vs JPY as markets have priced in excessive rate cuts already in dollar valuations. But the yen remains a good hedge for global growth risks and oil for geopolitical risks.
- **In fixed income, we are slightly positive on US duration and mildly cautious on Europe and Japan. But given the market's changing assessment of CB rate cuts, we stay flexible.** In credit, we are slightly more constructive on quality EU IG (BBB-rated, banking) and believe investors may consider primary market opportunities. Likewise, US IG is preferred over HY, given the risks of defaults and high valuations. In addition, US securitised markets such as Agency MBS offer long term value but, overall, we are mindful of liquidity risks and rate volatility.
- **Even as the broader US markets and Growth appear overvalued, we see segments (ie, US value) that offer attractive businesses and earnings growth prospects.** Japan is also now showing signs of an ongoing recovery and a possibility of coming out of deflation that should be a positive. In Europe, where valuations are better vs. US, we stay balanced and like quality cyclical businesses and defensives.
- **EM assets, particularly in Asia where more than half of the world lives, provide a strong backdrop for fixed income and equities.** However, we are monitoring inflation and the fact that EMs are not homogenous: each of these countries in Latin America (Brazil, Mexico and Colombia), and in Asia (India and Indonesia) are unique. In bonds, we like HC and LC but favour HY over IG. We are also vigilant on geopolitical risks between the US-China and in the Middle East and this makes us somewhat cautious on the GCC region.



Overall risk sentiment



We acknowledge a less weak economic backdrop, underscoring the importance of exploring quality areas of the markets. But we also stay positive on government bonds amid uncertainty.

Overall risk sentiment is a qualitative view towards risk assets (credit, equity, commodities) expressed by the various investment platforms and shared at the global investment committee. Our stance may be adjusted to reflect any change in the market and economic backdrop.

Changes vs previous month

- **Equities:** marginally positive on Japan; more constructive on EM ex-China.
- **FI:** slightly more positive on EU IG, given its attractive valuation and fundamentals.
- **FX:** Less cautious on dollar near term, close to neutral.



Three hot questions

1. What's your take on the inflation and growth outlook in China after the recent weak inflation data?

We are not calling for outright deflation in China but downgraded our inflation forecasts to 0.2% and 0.4% for 2024 and 2025 respectively. Consumption in China is under stress. Households will be affected by pressures on wages and lower wealth effects because a large share of their assets is held in real estate (amid lower real estate prices). On the other hand, we see a faster transition of China to lower but more sustainable growth in the long term. However, if Beijing comes out with a large stimulus package (not our base case) in the form of social security spending or handouts and infrastructure, that may affect our weak growth scenario.

Investment consequences:

- Neutral on China govies and credit

2. How is your asset allocation stance evolving?

From a cross asset perspective, we remain vigilant overall, but we reduced our defensive view on global equities, to take into account a milder than previously expected US recession. On the earnings front, we do not see a profit recession this year, but earnings growth will still be muted. But valuations are elevated - it is difficult to see a large, rapid upside in equities.

Investment consequences:

- Equities: slightly cautious on global; positive on quality and high dividend in US and Europe; constructive on Japan.
- Credit: positive IG, negative HY

3. How do you expect the economic environment to evolve in Europe this year?

We revised down our growth forecasts for the Euro area for this year (0.3%) and 2025 (1.0%), but do not forecast a recession in the region because labour markets are tight and household real income is likely to improve this year. On the other hand, weak industrial production, withdrawal of national level fiscal support and the quick transmission of tight monetary policy in the region are likely to weigh on demand.

Investment consequences:

- Slightly cautious on core European duration, neutral on peripheral debt.
- EUR/USD: Around 1.09 by Q2'24, but we could see marginal strength in the EUR in Q1.

"The US consumer continues to spend, even if it is by using excessive debt, giving some support to the risk asset rally. But high valuations and economic uncertainty keep us vigilant".


Monica DEFEND

Head of Amundi
Investment Institute



Seek opportunities in Asia

We acknowledge that the economic backdrop is a bit supportive – a milder than previously expected US slowdown should prevent a massive collapse in earnings and we do not see a profit recession in 2024. However, this doesn't mean we agree with the market's earnings expectations, which we think are too optimistic for the US as well as for Europe. Thus, while we remain vigilant on DM equities, we see some countries, for instance in Asia where backdrop is better. On the other hand, we maintain our positive views on government bonds, and also believe investors should remain well diversified through commodities.

High conviction ideas. Although we are cautious on US and European stocks, we became slightly positive on Japan. The country is witnessing an ongoing recovery in the services sector, corporate reforms and wage negotiations that would support the economy to come out of deflation. Even in EM, after the rally in Mexico, we shifted our views towards Asia through Indonesia and South Korea (semiconductor cycle) due to country-specific factors, while staying positive on India.

Disinflation in US and Europe is progressing as per our expectations. Thus, we stay positive on US and European duration but realise the need to be agile in both regions, given elections in the US that could affect fiscal prudence. We maintain our curve steepening views in US and Canada. On peripheral Italian BTPs, our constructive stance is maintained. In Japan, however, we keep a

negative view on JGBs which may suffer from a mildly positive economic outlook for Japan. This also acts as a diversifier of our overall duration stance.

EM bonds continue to show strong potential amid pivot indications from DM central banks that could result in lower rates in the US. Robust EM growth is also a positive, but we are vigilant over geopolitical risks and sanctions.

In credit, high grade European credit is a bright spot for us due to high quality and attractive relative valuations, which should benefit from monetary easing. However, we do not like US HY where valuations are tight.

In FX, Fed policy is key for USD movements and we believe the dollar will struggle once the Fed actually starts cutting rates. However, in the near term, it could strengthen, given that markets have already priced in excessive rate cuts, too fast. Thus, we reduced our positive stance on JPY vs the USD. The yen still remains a good hedge amid risks to global growth. In EM, we do not expect strong appreciation but maintain a relative preference for Latin America.

Risks & hedging. Geopolitical tensions in the Middle East and the recent news flow around the Red Sea underscore the need to hedge risks on this front through oil. Oil prices lagged the recent rally in other cyclical commodities, leaving room for some additional boost.



Francesco SANDRINI
Head of Multi-Asset Strategies



John O'TOOLE
Head of Multi-Asset Investment Solutions

“We are close to neutral on our risk allocation, but believe it is time to explore regions/areas which diverge from the weak global growth narrative.”

Amundi Cross-Asset Convictions

◆ Current stance ◆ Change vs previous month

		---	--	-	=	+	++	+++
Equities	DM			◆				
	EM					◆		
Credit					◆			
Duration	DM						◆	
	EM						◆	
Oil							◆	
Gold				◆				

Source: Amundi. The table represents a cross-asset assessment on a three- to six-month horizon based on views expressed at the most recent global investment committee. The outlook, changes in outlook and opinions on the asset class assessment reflect the expected direction (+/-) and the strength of the conviction (+/+/+++). This assessment is subject to change and includes the effects of hedging components. FX = foreign exchange, BTP = Italian government bonds, BoJ = Bank of Japan, JGB = Japanese govt. bonds, BoE = Bank of England. For other definitions and currency abbreviations see the last page of this document.

Use quality to navigate rate cuts and a slowdown

Overall assessment. The strength in the US economy, so far, keeps us confident that the Fed will not begin policy cuts before May-end, and the ECB would also remain vigilant on disinflation. Sluggish growth expectations going forward mean the emphasis on quality credit and valuations, for instance in Europe, will increase.

Global & European fixed income. Growth concerns in Europe persist as forward-looking indicators are coming in weak. But on inflation there are risks from the Middle East as shipping costs (goods) from Asia to Europe increase. We are monitoring these risks and for how long they last and stay a bit defensive on duration tactically, although we are agile in adjusting this stance. Corporate credit presents opportunities but in HY risk/reward is sub-optimal, leading us to be defensive on this segment, particularly low-rated areas such as B- and CCs. However, on IG where valuations are decent from a historical perspective, we prefer BBB which are a sweet spot of quality and return. We also like medium-term maturities and the banking sector. In addition, investors may consider the primary market for attractive high-quality names, as was the case in January.

US fixed income. We maintain our view on Fed rate cuts but this relies on inflation coming down and economic activity slowing. Thus, we stay mildly constructive and recognise the need to be active in an election year with any potential fiscal push (not our main scenario). Importantly, if the economy stays strong, rates are unlikely to come down significantly. At the same time, we focus on agency MBS which offers an additional income and its valuations are also fair relative to history. Another segment where we see value is IG, where we favour financials over non-financials but believe investors need to be selective with issuer exposures. There are also opportunities in new issues, provided there is enough compensation for taking on liquidity and credit risks. However, we are mindful of rate volatility in HY and assessing how cyclical sectors could be affected as the economy slows.

EM bonds. We keep a positive stance on EM debt. But geopolitical risks in the Middle East and Ukraine, along with US inflation surprise and idiosyncratic risks, could create surprises. For instance, we believe China stimulus is unlikely to be a game-changer in the long term and the unconventional monetary policy in Turkey cannot be sustained. We like EM HC and corporate debt but favour HY over IG, given better valuations. In LC, we favour LatAm, and are selective in Asia.

FX. USD could see some near-term strength amid geopolitical risks and market movements, making us slightly positive. In EM, we are positive on LatAm FX and INR but are vigilant on MXN, given upcoming elections that could cause volatility.




Amaury D'ORSAY

Head of
Fixed Income



Yerlan SYZDYKOV

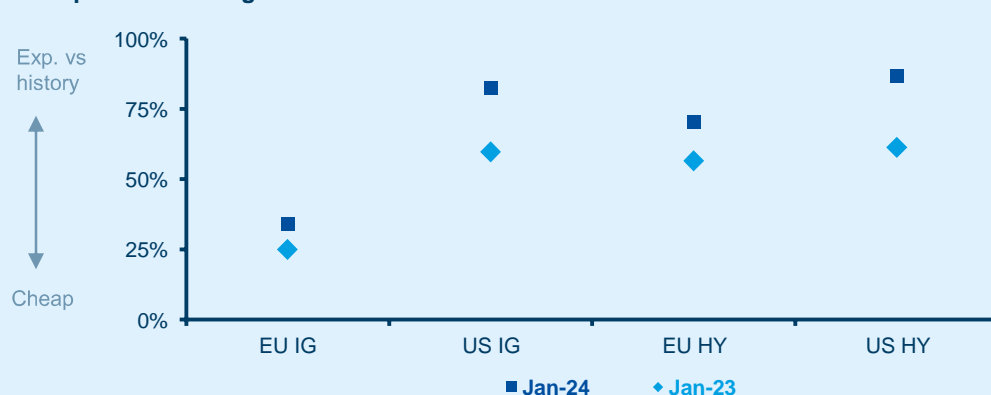
Global Head of
Emerging Markets



Marco PIRONDINI

CIO of US
Investment
Management

Europe investment grade looks attractive in credit



Source: Amundi Investment Institute, Bloomberg, as of 25 January 2024. Valuations historic percentiles on monthly data from 31 January 1998.

“A slowing economy and policy cuts, could provide compelling entry points in credit, particularly in Europe”.

Prioritise fundamentals and pricing power



Andreas WOSOL
Head of Value



Yerlan SYZDYKOV
Global Head of
Emerging Markets



Marco PIRONDINI
CIO of US
Investment
Management

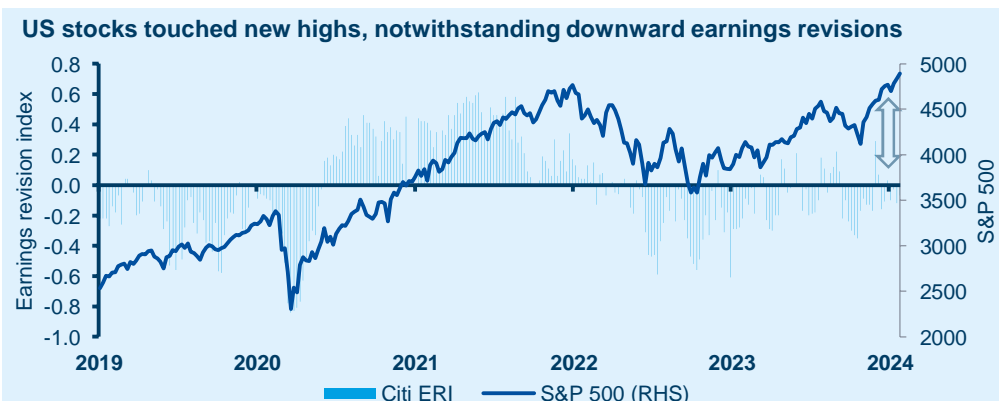
“Investors should not ignore the valuations and earnings inconsistency, particularly when the margin for disappointment is small”.

Overall assessment. Markets are trying to second-guess the timing of rate cuts and resilience of economic activity. We think Europe will see sluggish growth and a mild contraction in activity in the US will affect earnings – even though we don’t see an earnings recession, we think market expectations are high. Thus, we prioritise fundamentals, and explore strong businesses in Japan, US value. In EM, the outlook in select Asian countries (India, Indonesia) and Latin America is robust.

European equities. The rally is likely to be affected by the evolution of economic activity and ECB communications. In addition, the current earnings season may provide opportunities, particularly in the consumer sectors. But we do not expect strong guidance from companies because of the macro economic uncertainty and geopolitical risks. Overall, we stay balanced (quality cyclicals, defensive) and like quality businesses with strong pricing power, brands and cash-rich balance sheets. In defensives, we are slightly more positive on healthcare but mildly reduced our stance on industrials after the strong price movements in the transport sector. Nonetheless, industrials and banks (dividends and earnings growth) remain our main convictions. In contrast, we have been cautious on discretionary for some time because of concerns of eroding pricing power in areas such as sporting goods.

US equities. The market is displaying acute anomalies relative to the historical norm, with high valuation dispersion between growth and value and an extraordinary concentration in the largest securities. These anomalies tend to normalize over long term to the detriment of high valuations and mega caps. Furthermore, we see signs of slowdown in consumer and industrial companies. In particular, low-end consumers are vulnerable as they have mostly spent the extra savings accumulated during Covid and are now increasing their debt. In this environment, we maintain our end-of-cycle stance with the expectation that the economy will continue to weaken. We like financials but prefer business models that are well capitalized and less exposed to commercial real estate. The healthcare sector is another area that offers reasonably valued opportunities that are not dependent on the economy. Overall, we focus on quality and valuation in companies with sustainable business models.

EM equities. In an overall constructive environment for EM, we are turning more positive on EM-ex China. Incremental Chinese stimulus is positive for the near term, but is unlikely to change the economic growth trajectory or problems in the country’s housing sector. Our main convictions are in Brazil, Mexico and India, UAE. Sector-wise, we like real estate, and financials in India and Indonesia due to structural trends and attractive valuations. However, we are defensive on Malaysia, Saudi Arabia and are turning less positive on consumer discretionary in China.



Amundi asset class views

	Asset Class	View	Change	Rationale
EQUITY PLATFORM	US	-/=		With markets ignoring excessive valuations and earnings expectations being too optimistic for us, there are no strong arguments for appreciation. We stay balanced.
	US value	+		Value, a long term phenomenon for us, should gain if the (near term) soft landing plays out. We combine this with quality attributes ie, intellectual property, stable margins.
	US growth	--		Select market segments including large caps, tech display inflated valuations and would be more affected if there is a liquidity scare in the markets.
	Europe	-/=		The good news on rates front is already priced in but valuations are relatively better. We maintain barbell style, and views on resilient consumers, banks, industrials businesses.
	Japan	=/+	▲	The country is witnessing a domestic recovery in its services sector, along with a push for corporate reforms and wage negotiations, which should help to tackle deflation.
	China	=		Latest inflation data makes us vigilant on deflationary risks and consumption. But we maintain that China is moving towards a lower, but sustainable, growth model.
	EM ex China	+	▲	EM growth, outside China, is likely to remain robust on country-specific factors, particularly in Asian (strong consumption in India, Indonesia) and LatAm economies.

FIXED INCOME PLATFORM	US govies	=/+		We are slightly positive in light of attractive risk free yields, against a slowing economic backdrop. But given market's focus on CB policy, we remain active and tactical.
	US IG corporate	=/+		There is still a limited spillover from higher yields on companies in this segment, due to their low refinancing needs. We remain selective and favour financials to non-financials.
	US HY corporate	-		The default picture is worse in low-rated names such as CCC and we remain cautious. The divergences in quality is becoming more and more evident.
	European govies	-/=		Restrictive ECB policy is contributing to disinflation but the bank is careful on the pace of disinflation, wage negotiations and supply chain risks emerging from Middle East.
	Euro IG corporate	+	▲	Robust fundamentals, attractive relative valuations and strong primary market (attractive yields) keep us positive. We focus on banking, BBB-rated and medium term maturities.
	Euro HY corp.	-/=		Tight conditions weigh on the outlook, even though we see limited impact from higher rates on companies yet. We are cautious consumer, tech but selectively like banking.
	China govies	=		The picture for Chinese bonds is mixed amid our low inflation forecasts and the bonds' diversification benefits to investors. We remain vigilant of the deleveraging efforts.
	EM HC	=/+		HC debt should benefit from lower US rates but we see more value in HY over IG, given the latter's attractive valuations. We like companies/countries with sound fiscal strength.
	EM LC	=/+		We stay positive on LatAm, and, selectively constructive on Asia and EMEA amid a disinflationary trend and expectations of Fed rate cuts beginning soon.

OTHER	Commodities	Oil demand is expected to be resilient, combined with a modest supply deficit in H1, leading to a small upside to around \$85/bbl for Brent in the current quarter. But there are risks to this forecasts, if Joe Biden's boosts US supply in an election year.		
	FX	We see some tactical strength in the dollar owing to too aggressive Fed rate cuts priced-in by the markets. But once we get more clarity on the global growth picture and monetary easing by the Fed starts, we see a potential for USD to weaken.		



Source: Amundi, as of January 2024, views relative to a EUR-based investor. This material represents an assessment of the market environment at a specific time and is not intended to be a forecast of future events or a guarantee of future results. This information should not be relied upon by the reader as research, investment advice or a recommendation regarding any fund or any security in particular. This information is strictly for illustrative and educational purposes and is subject to change. This information does not represent the actual current, past or future asset allocation or portfolio of any Amundi product.

In an increasingly complex and changing world, investors have expressed a critical need to better understand their environment and the evolution of investment practices in order to define their asset allocation and help construct their portfolios. Situated at the heart of the global investment process, the Amundi Institute's objective is to provide thought leadership, strengthen the advice, training and daily dialogue on these subjects across all assets for all its clients – distributors, institutions and corporates. The Amundi Institute brings together Amundi's research, market strategy, investment insights and asset allocation advisory activities. Its aim is to project the views and investment recommendations of Amundi.

Amundi Institute contributors

BERTINO Claudia, *Head of Amundi Investment Insights & Publishing*

FIOROT Laura, *Head of Investment Insights & Client Division*

CARULLA Pol, *Investment Insights and Client Division Specialist*

DHINGRA Ujjwal, *Investment Insights and Client Division Specialist*

NIALL Paula, *Investment Insights and Client Division Specialist*

PANELLI Francesca, *Investment Insights and Client Division Specialist*

Discover more of Amundi's insights at
www.amundi.com



DEFINITION ABBREVIATIONS

Currency abbreviations: USD – US dollar, BRL – Brazilian real, JPY – Japanese yen, GBP – British pound sterling, EUR – Euro, CAD – Canadian dollar, SEK – Swedish krona, NOK – Norwegian krone, CHF – Swiss Franc, NZD – New Zealand dollar, AUD – Australian dollar, CNY – Chinese Renminbi, CLP – Chilean Peso, MXN – Mexican Peso, IDR – Indonesian Rupiah, RUB – Russian Ruble, ZAR – South African Rand, TRY – Turkish lira, KRW – South Korean Won, THB – Thai Baht, HUF – Hungarian Forint.

IMPORTANT INFORMATION

The MSCI information may only be used for your internal use, may not be reproduced or disseminated in any form and may not be used as a basis for or a component of any financial instruments or products or indices. None of the MSCI information is intended to constitute investment advice or a recommendation to make (or refrain from making) any kind of investment decision and may not be relied on as such. Historical data and analysis should not be taken as an indication or guarantee of any future performance analysis, forecast or prediction. The MSCI information is provided on an "as is" basis and the user of this information assumes the entire risk of any use made of this information. MSCI, each of its affiliates and each other person involved in or related to compiling, computing or creating any MSCI information (collectively, the "MSCI Parties") expressly disclaims all warranties (including, without limitation, any warranty of originality, accuracy, completeness, timeliness, non-infringement, merchantability and fitness for a particular purpose) with respect to this information. Without limiting any of the foregoing, in no event shall any MSCI Party have any liability for any direct, indirect, special, incidental, punitive, consequential (including, without limitation, lost profits) or any other damages. (www.msicibarra.com). The Global Industry Classification Standard (GICS) SM was developed by and is the exclusive property and a service mark of Standard & Poor's and MSCI. Neither Standard & Poor's, MSCI nor any other party involved in making or compiling any GICS classifications makes any express or implied warranties or representations with respect to such standard or classification (or the results to be obtained by the use thereof), and all such parties hereby expressly disclaim all warranties of originality, accuracy, completeness, merchantability or fitness for a particular purpose with respect to any of such standard or classification. Without limiting any of the foregoing, in no event shall Standard & Poor's, MSCI, any of their affiliates or any third party involved in making or compiling any GICS classification have any liability for any direct, indirect, special, punitive, consequential or any other damages (including lost profits) even if notified of the possibility of such damages.

This document is solely for informational purposes. This document does not constitute an offer to sell, a solicitation of an offer to buy, or a recommendation of any security or any other product or service. Any securities, products, or services referenced may not be registered for sale with the relevant authority in your jurisdiction and may not be regulated or supervised by any governmental or similar authority in your jurisdiction. Any information contained in this document may only be used for your internal use, may not be reproduced or disseminated in any form and may not be used as a basis for or a component of any financial instruments or products or indices. Furthermore, nothing in this document is intended to provide tax, legal, or investment advice. Unless otherwise stated, all information contained in this document is from Amundi Asset Management S.A.S. and is as of 1 February 2024. Diversification does not guarantee a profit or protect against a loss. This document is provided on an "as is" basis and the user of this information assumes the entire risk of any use made of this information. Historical data and analysis should not be taken as an indication or guarantee of any future performance analysis, forecast or prediction. The views expressed regarding market and economic trends are those of the author and not necessarily Amundi Asset Management S.A.S. and are subject to change at any time based on market and other conditions, and there can be no assurance that countries, markets or sectors will perform as expected. These views should not be relied upon as investment advice, a security recommendation, or as an indication of trading for any Amundi product. Investment involves risks, including market, political, liquidity and currency risks. Furthermore, in no event shall Amundi have any liability for any direct, indirect, special, incidental, punitive, consequential (including, without limitation, lost profits) or any other damages due to its use. **Date of first use:** 1 February 2024.

Document issued by Amundi Asset Management, "société par actions simplifiée"- SAS with a capital of €1,143,615,555 - Portfolio manager regulated by the AMF under number GP04000036 - Head office: 91-93 boulevard Pasteur, 75015 Paris - France - 437 574 452 RCS Paris - www.amundi.com.